

We have pleasure in presenting the Spare Parts Catalogue for 'RE GDI (Economy and Deluxe)' Vehicles. This catalogue has been specially designed to assist you in selecting the correct parts for procurement to maintain 100% availability.

The Bajaj spares are subjected to the stringent quality control standards to ensure longer life of the vehicle. It is therefore necessary that only the Genuine Bajaj Spares are used.

In a continual effort Service Circulars. You are requested to make necessary corrections in the Parts Catalogue as per the circulars so as to keep your catalogue up-to-date. This will ensure the appropriate and speedy delivery of the Spare Parts as the order placed will bear the latest part numbers.

In case, if you need any technical assistance contact the concerned Regional Office or write to us on the following address :

Bajaj Auto Limited to improve Performance and Efficiency of the vehicles, Specifications, Diagrams, Illustrations and Part Numbers can change without notice. Consequently, the description in this Spare Parts Catalogue cannot therefore be final and binding on us.

For latest information of serviceable spares, refer catalogue on dealer portal

The modifications / alterations which are carried out after the issue of this catalogue, will be conveyed to you through out

Service Department-3WH
Bajaj auto ltd.
Akurdi, Pune 411 035 India
Phone : 020-27406278
Fax : 020-27407385
E-mail : service@bajajauto.co.in

All information contained in this manual is based on the latest product information at the time of publication. Bajaj Auto Limited accepts no liability for any inaccuracies or omissions in this publication, although every possible care has been taken to make it as complete and accurate as possible. All procedures and specifications subject to change without prior notice. The right is reserved to make such changes at any time without prior notice and without incurring an obligation to make such changes to product manufactured previously. Contact your authorized Bajaj Dealer for the latest information on product improvements incorporated after this manual was issued.

DOC. NO.: 71110382

REV. 01. APR.2011

Instructions for using the Catalogue

1. How to Read the Catalogue : Open the catalogue and from the pictorial index locate the group in which the part you want to find is present. Turn over to the concerned page number (as given by pictorial index). Now find out the figure of the part you wish to order. Write down the part number against that particular figure number from the text.

In case, if you have the part number and you need the other details, the part index can be used. The part index (at the end of the catalogue) will give you the figure and page number of the part you wish to order.

2. How to Order Spare Parts : The part number and the description of the part required should be invariably mentioned in the order as per the catalogue text.

The latest part number as conveyed through our service circulars should only appear on the order. In case of ordering painted components, colour shade of the components should be mentioned.

The quantity shown against the part number is the quantity per vehicle for that group so that particular quantity should be multiplied by the number of sets required.

3. Part Number System: We have used 8 digit system for part numbers. The model or hardware item is indicated by first two digits or alphanumeric, the next two or four digits indicate main group and the last four or two digits indicate serial number in main group or serial number or subgroup of fastener respectively. Thus the part numbers will be indicated by 2-2-4 or 2-4-2 digit system. Understanding this system will enable you to identify the spare parts easily.

4. Abbreviations : The following abbreviations are used in this catalogue.

assly.	Assembly	V	Volts
N.I.	Not illustrated	W	Watts
C'case	Crankcase	accl.	Accelerator
Cyl	Cylinder	Comp.	Complete
o/s.	Over size	Fr	Front
Std.	Standard	L	Length
A/t.	Alternate	Rr	Rear
R.H.	Right hand	Hex.	Hexagonal
L.H.	Left hand	AR	As required

Index

No.	Description	Page No.	No.	Description	Page No.
1	Eng. & Crankcase Clutch Side	1&2	39	Auto Adjuster Brake System	48&49
2	Crankcase Magneto Side	3&4	40	Wheel Cylinder (Front)	50
3	Cylinder / Piston Assly	5	41	Brake Pedal	51
4	Cylinder Head Assembly	6	42	Tandem Master Cylinder	52&53
5	Crank Shaft Assembly	7	43	Brake Pipe Single piece	54
6	Clutch Plate Assembly	8	45	Handle Bar Assembly	56&57
7	Clutch Cover	9&10	46	Handle Bar control tubes	58
8	Main Shaft	11	47	Control Cables	59
9	Multiple Gear Assembly	12	48	Passenger Body	60&61
10	Gear Shifter / Connecting Link Assly.	13&14	49	Wind Shied & Wiper Motor	62&63
11	Sector Gear / Starting Mech.	15&16	51	Hood Frame Assly. / Packing	64
12	Air Filter Assly.	17	52	Seat Assembly	65
13	Silencer	18	53	Rear Mudguard & Bumper	66
14	Reed Valve & Inlet Manifold	19	54	Wiring Harness	67
15	Differential Unit	20&21	55	Head Lamp & Front Indicator	68
16	Differential Cover	22	56	Head Light (ECO)	69
17	Propeller Shaft / Flanges	23	57	Front Indicator Assly (ECO)	70
18	Fare meter Drive Unit	24	58	Tail Lamp Assly	71
19	Magneto Assembly	25	59	Switches & Horn	72
20	Spark Plug & H. T. Coil	26	60	Fuse Box / Relay / Grommet / Wiring Harness	73
21	Engine Mounting Unit	27	61	Electrical Equipment	74
22	Fuel Tank & Fuel Pump	28&29	62	Starter Motor Drive	75
23	Oil Tank & Oil Pump	30	63	Battery & Fare Meter	76
24	Chassis	31	64	Tool Kit	77
25	Dashboard & Instrument	32			
26	Tool Box (ECO)	33			
27	Speedometer (ECO)	34			
28	Hand Brake Complete	35			
29	Rear Shock Absorber/Axle	36			
30	Trailing Arm Assly.	37			
31	Fork Assembly	38			
32	Fork Assembly (ECO)	39			
33	Front Mudguard	40			
34	Front Mudguard (ECO)	41			
35	Fr. Shock Abs. & Link.	42&43			
36	Front Brake Drum	44			
37	Front Brake Drum (ECO)	45			
38	Front hub (for eco.)	46&47			

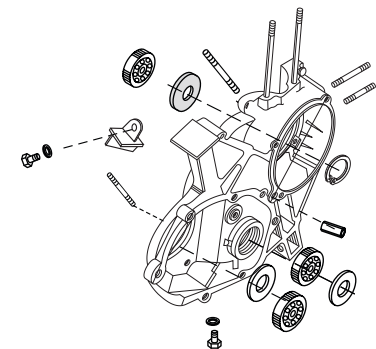
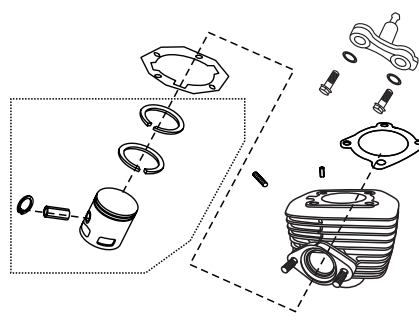

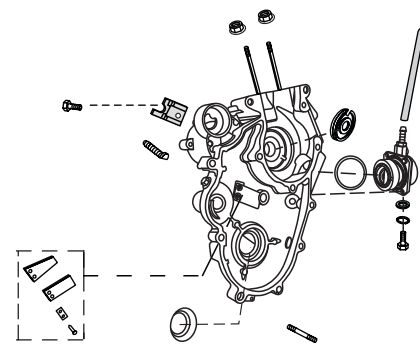
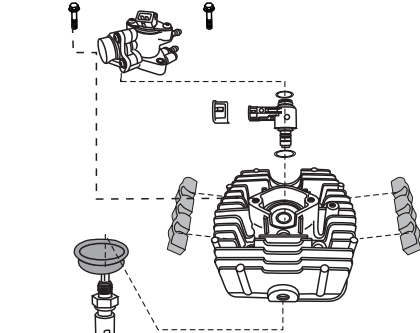
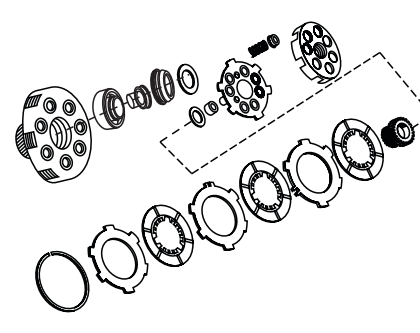
PLATE NO. : 1 ENGINE & CRANKCASE CLUTCH SIDE	PAGE NO.: 1 & 2
	
PLATE NO. : 3 CYLINDER / PISTON ASSLY	PAGE NO.: 5
	
PLATE NO. : 5 CRANK SHAFT ASSEMBLY	PAGE NO.: 7
	

PLATE NO. : 2 CRANKCASE MAGNETO SIDE	PAGE NO.: 3 & 4
	
PLATE NO. : 4 CYLINDER HEAD ASSEMBLY	PAGE NO.: 6
	
PLATE NO. : 6 CLUTCH PLATE ASSEMBLY	PAGE NO.: 8
	

Pictorial Index

PLATE NO. : 7
CLUTCH COVER

PAGE NO.:
9 & 10

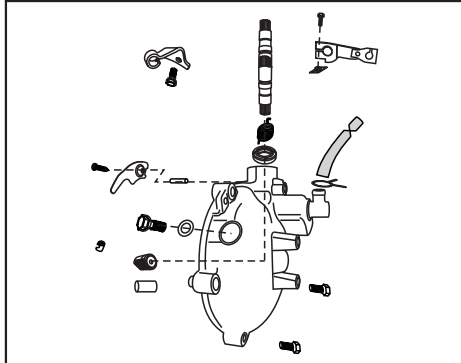


PLATE NO. : 9
MULTIPLE GEAR ASSEMBLY

PAGE NO.:
12

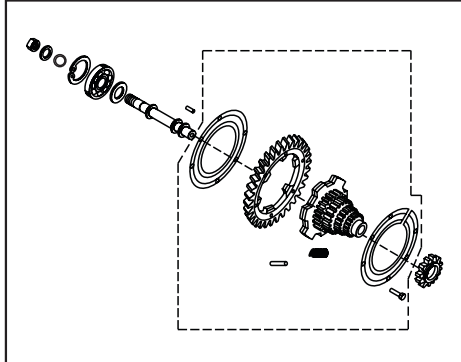


PLATE NO. : 11
SECTOR GEAR / STARTING MECHANISM

PAGE NO.:
15 & 16

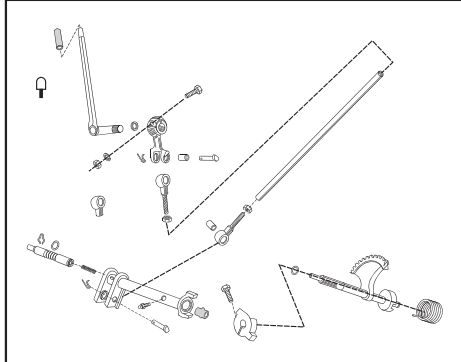


PLATE NO. : 8
MAIN SHAFT

PAGE NO.:
11

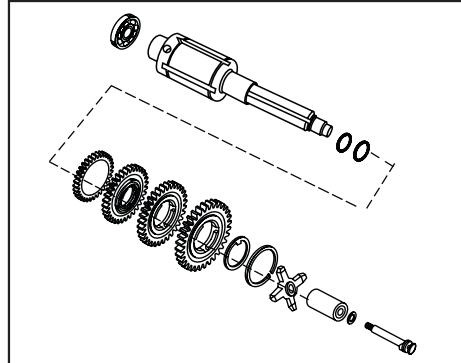


PLATE NO. : 10
GEAR SHIFTER / CONNECTING LINK ASSLY.

PAGE NO.:
13 & 14

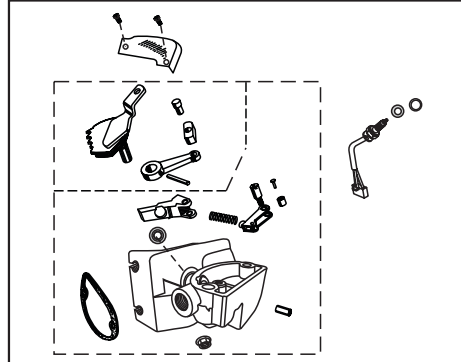
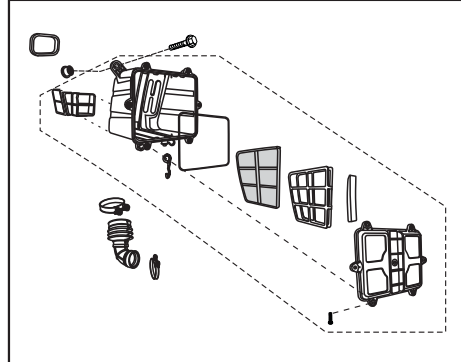


PLATE NO. : 12
AIR FILTER ASSLY.

PAGE NO.:
17



Pictorial Index

PLATE NO. : 13
SILENCER

PAGE NO.:
18

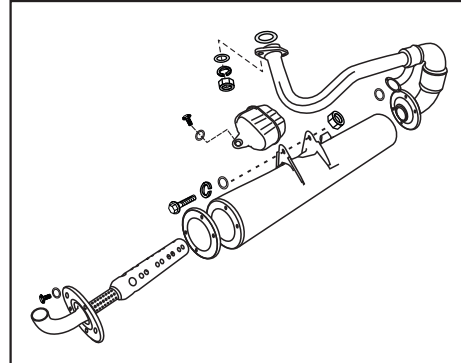


PLATE NO. : 15
DIFFERENTIAL UNIT

PAGE NO.:
20 & 21

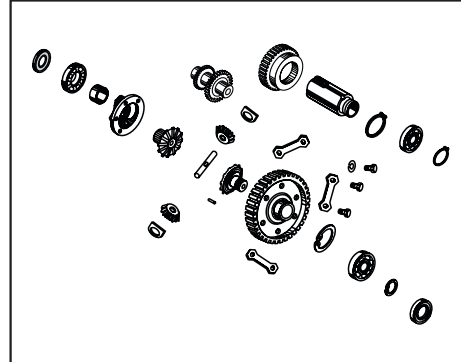


PLATE NO. : 17
PROPELLER SHAFT / FLANGES

PAGE NO.:
23

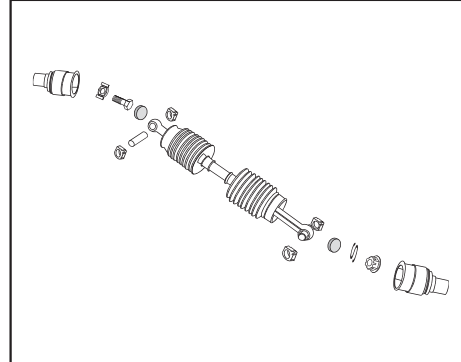


PLATE NO. : 14
REED VALVE & INLET MANIFOLD

PAGE NO.:
19




PLATE NO. : 16
DIFFERENTIAL COVER

PAGE NO.:
22


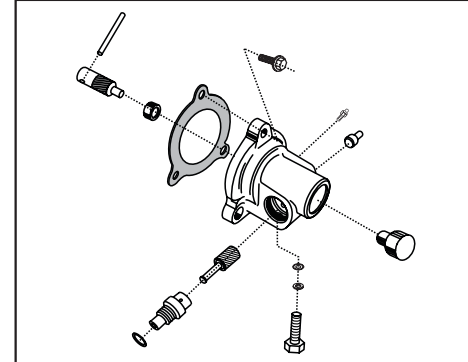


PLATE NO. : 18
FARE METER DRIVE UNIT

PAGE NO.:
24



Pictorial Index

PLATE NO. : 19 MAGNETO ASSEMBLY	PAGE NO.: 25
------------------------------------	-----------------

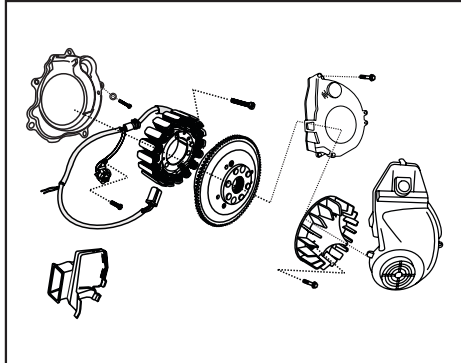


PLATE NO. : 21 ENGINE MOUNTING UNIT	PAGE NO.: 27
--	-----------------

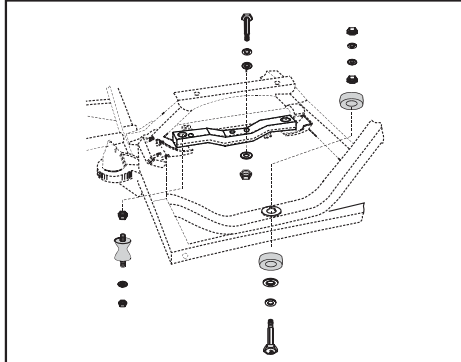


PLATE NO. : 23 OIL TANK & OIL PUMP	PAGE NO.: 30
---------------------------------------	-----------------

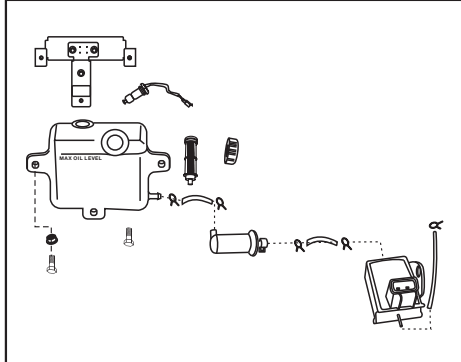


PLATE NO. : 20 SPARK PLUG & H. T. COIL	PAGE NO.: 26
---	-----------------

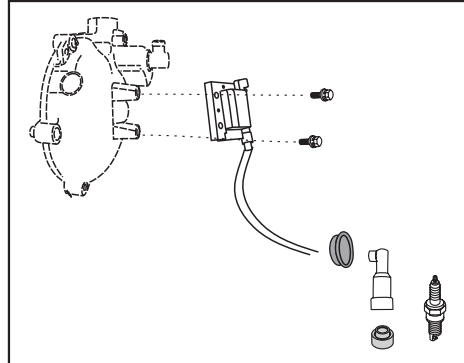


PLATE NO. : 22 FUEL TANK & FUEL PUMP	PAGE NO.: 28 & 29
---	----------------------

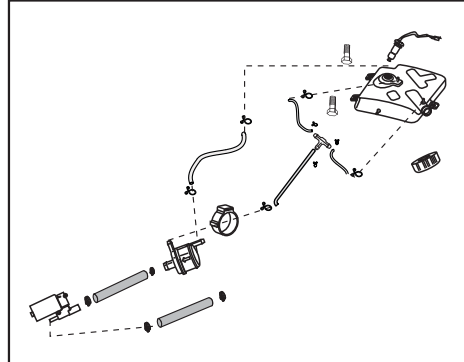
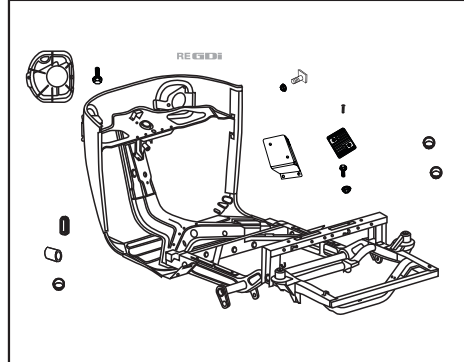


PLATE NO. : 24 CHASSIS	PAGE NO.: 31
---------------------------	-----------------



Pictorial Index

PLATE NO. : 25 DASHBOARD & INSTRUMENT CLUSTER	PAGE NO.: 32
--	-----------------

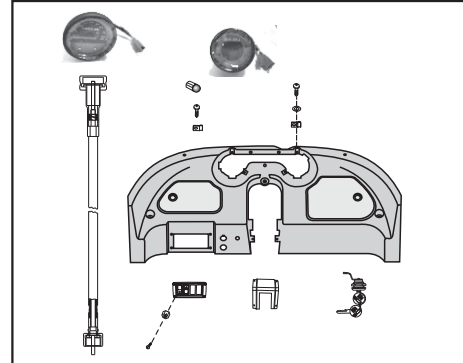


PLATE NO. : 27 SPEEDOMETER (FOR ECO)	PAGE NO.: 34
---	-----------------

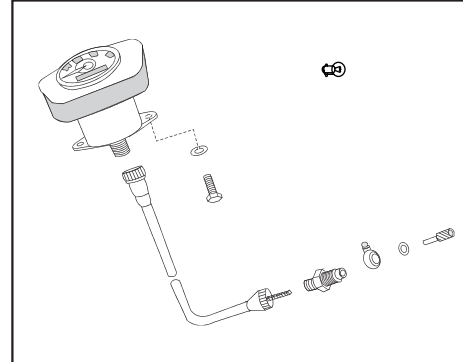


PLATE NO. : 29 REAR SHOCK ABSORBER	PAGE NO.: 36
---------------------------------------	-----------------

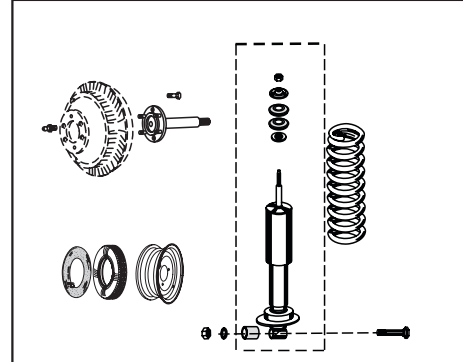


PLATE NO. : 26 TOOL BOX (FOR ECO)	PAGE NO.: 33
--------------------------------------	-----------------

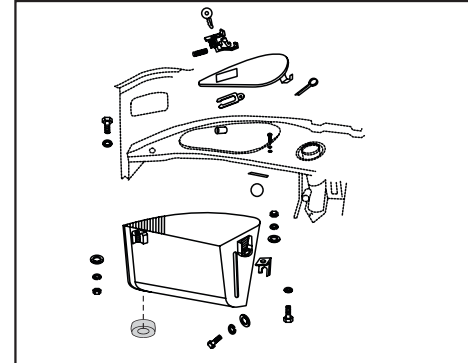


PLATE NO. : 28 HAND BRAKE COMPLETE	PAGE NO.: 36
---------------------------------------	-----------------

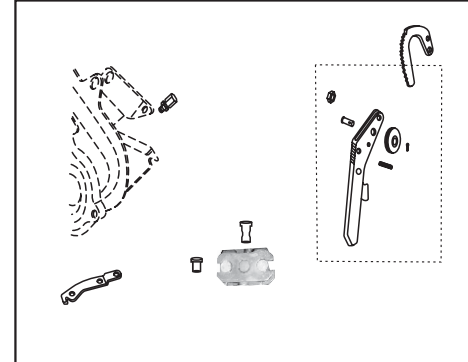
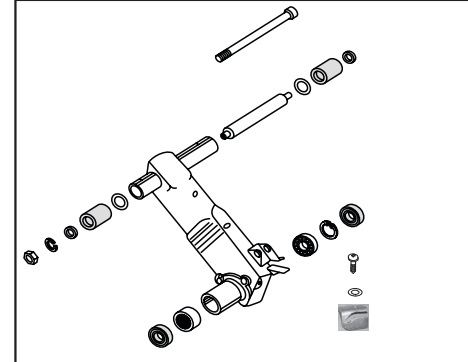


PLATE NO. : 30 TRAILING ARM ASSLY.	PAGE NO.: 37
---------------------------------------	-----------------



Pictorial Index

PLATE NO. : 31
FORK (DELUXE)

PAGE NO.:
38

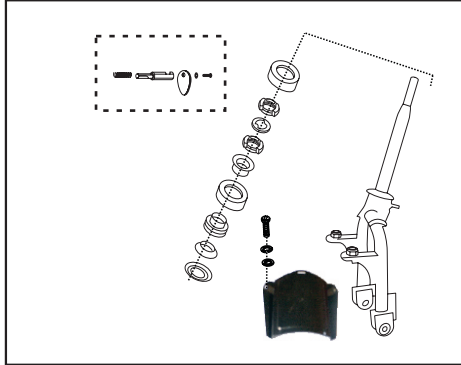


PLATE NO. : 33
FRONT MUDGUARD (DELUXE)

PAGE NO.:
40

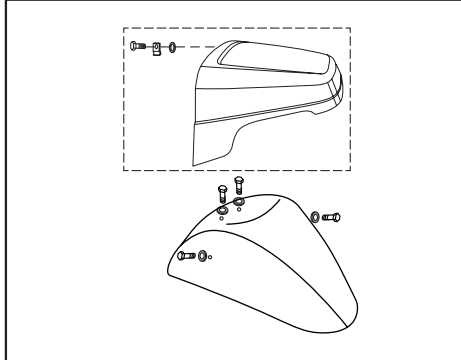


PLATE NO. : 35
FRONT SHOCK ABSORBER & LINKS
(FOR DELUXE)

PAGE NO.:
42 & 43

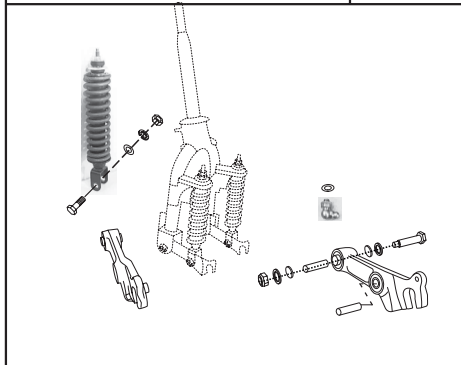


PLATE NO. : 32
STEERING COLOUMN (ECO)

PAGE NO.:
39

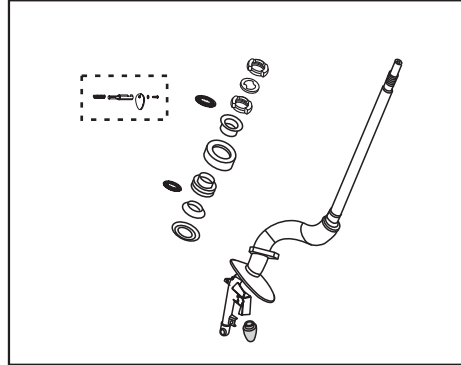


PLATE NO. : 34
FRONT MUDGUARD (FOR ECONOMY)

PAGE NO.:
41

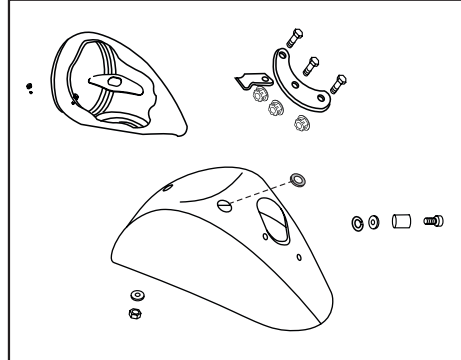
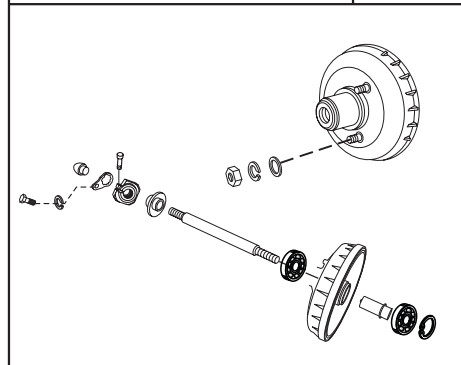


PLATE NO. : 36
FRONT BRAKE ASSLY. (FOR DELUXE)

PAGE NO.:
44



Pictorial Index

PLATE NO. : 37
FRONT SHOCK ABSORBER &
LINKAGE (FOR ECONOMY)

PAGE NO.:
45

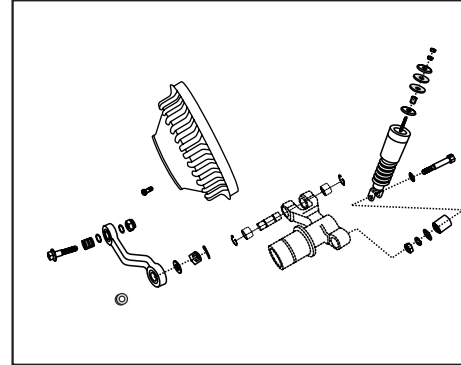


PLATE NO. : 39
AUTO ADJUSTER BRAKE SYSTEM

PAGE NO.:
48 & 49

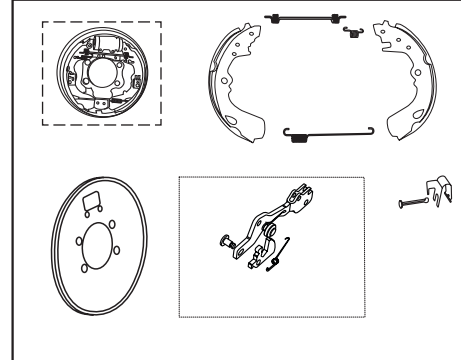


PLATE NO. : 41
BRAKE PEDAL

PAGE NO.:
51

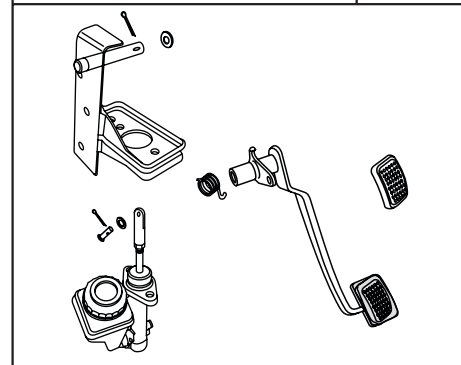


PLATE NO. : 38
FRONT WHEEL HUB/AXLE ASSLY.

PAGE NO.:
46 & 47

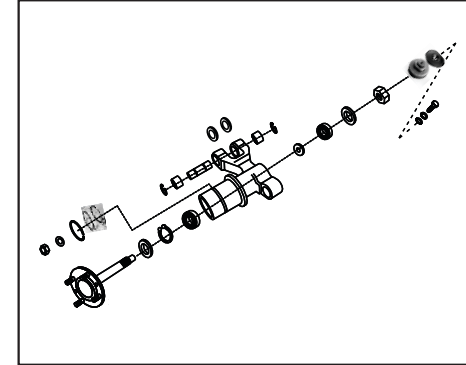


PLATE NO. : 40
WHEEL CYLINDER (FRONT)

PAGE NO.:
50

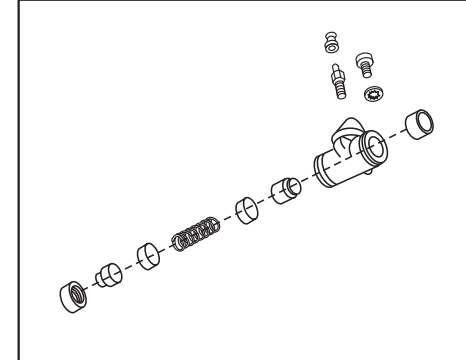
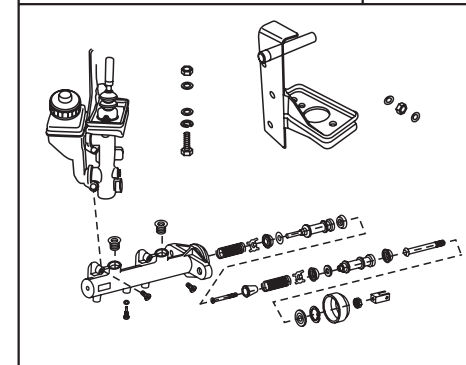


PLATE NO. : 42
TANDEM MASTER CYLINDER

PAGE NO.:
52 & 53



Pictorial Index

PLATE NO. : 43 BRAKE PIPE SINGLE PIECE	PAGE NO.: 54
---	-----------------

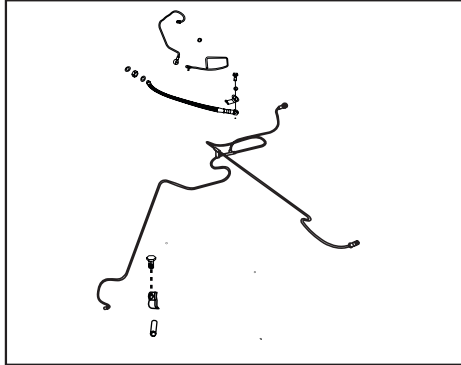


PLATE NO. : 45 HANDLE BAR ASSEMBLY	PAGE NO.: 56 & 57
---------------------------------------	----------------------

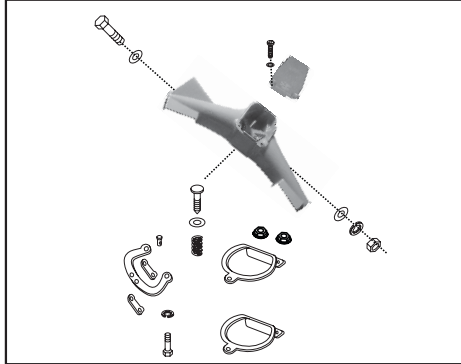
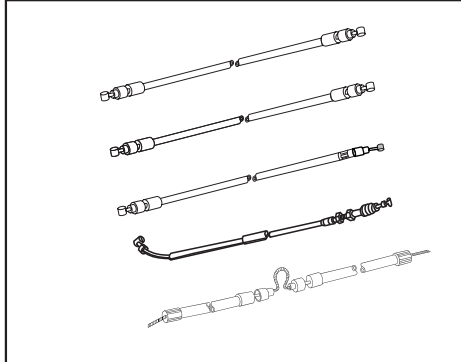


PLATE NO. : 47 CONTROL CABLE	PAGE NO.: 59
---------------------------------	-----------------



	PAGE NO.: 55
--	-----------------




PLATE NO. : 46 HANDLE BAR CONTROLS	PAGE NO.: 58
---------------------------------------	-----------------

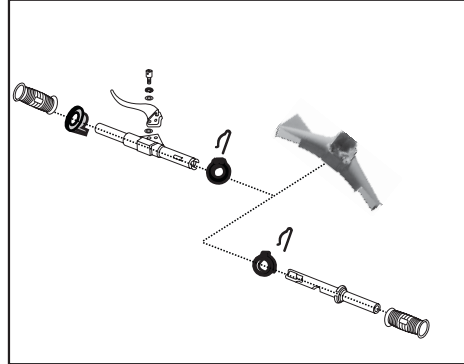
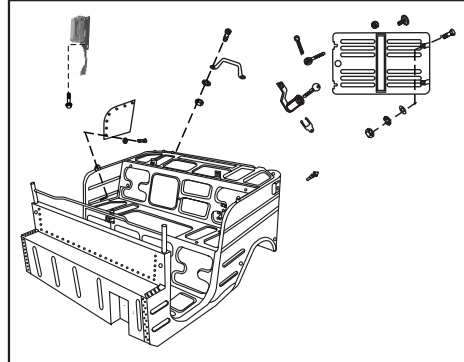


PLATE NO. : 48 PASSENGER BODY & REAR DOOR	PAGE NO.: 60 & 61
--	----------------------



Pictorial Index

PLATE NO. : 49 WIND SHIELD & WIPER MOTOR	PAGE NO.: 62
---	-----------------

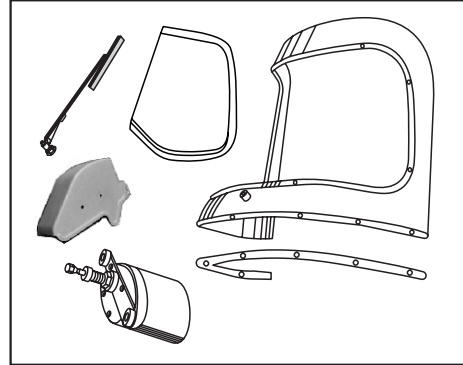


PLATE NO. : 51 HOOD FRAME ASSEMBLY / PACKING	PAGE NO.: 64
---	-----------------

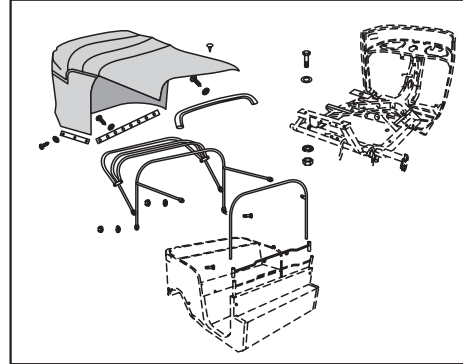


PLATE NO. : 53 REAR MUDGUARD & BUMPER	PAGE NO.: 66
--	-----------------

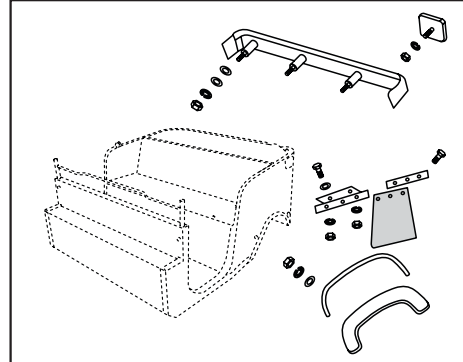


PLATE NO. : 50 WIND SHIELD & WIPER MOTOR (ECO)	PAGE NO.: 63
---	-----------------

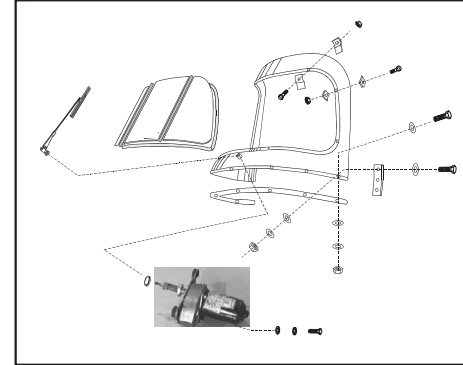


PLATE NO. : 52 SEAT ASSEMBLY	PAGE NO.: 65
---------------------------------	-----------------

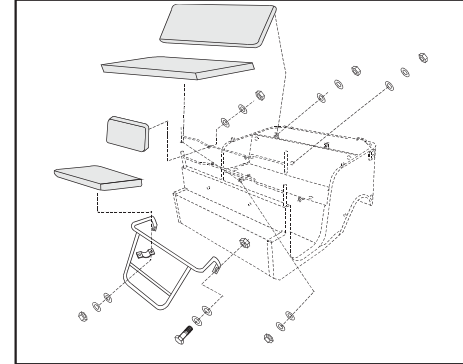
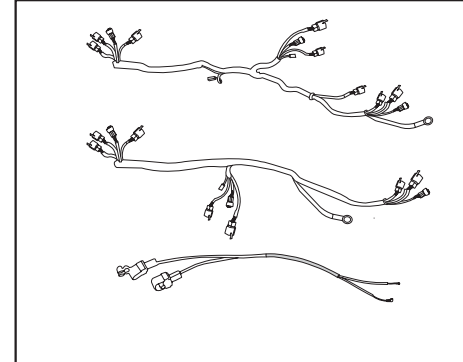


PLATE NO. : 54 WIRING HARNESS	PAGE NO.: 67
----------------------------------	-----------------



Pictorial Index

PLATE NO. : 55
FRONT LIGHT (FOR DELUXE)

PAGE NO.:
68

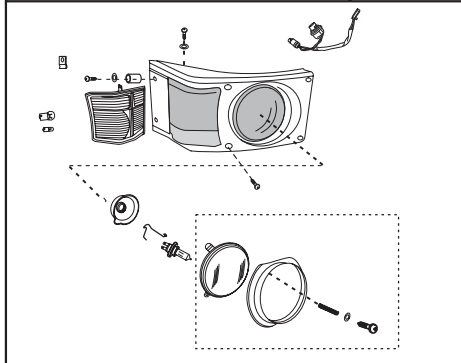


PLATE NO. : 57
FRONT INDICATOR ASSLY.

PAGE NO.:
70

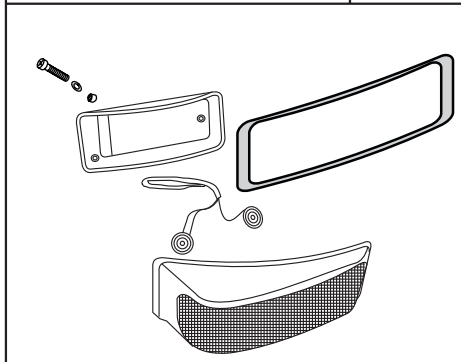


PLATE NO. : 59
SWITCHES & HORN

PAGE NO.:
72

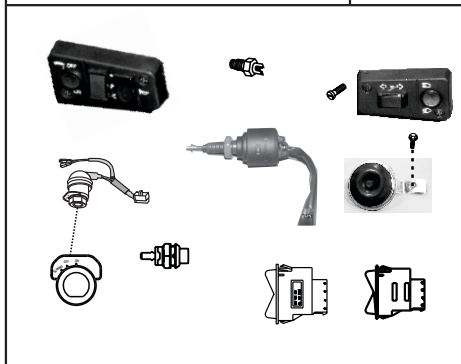


PLATE NO. : 56
HEAD LIGHT (FOR ECONOMY)

PAGE NO.:
69

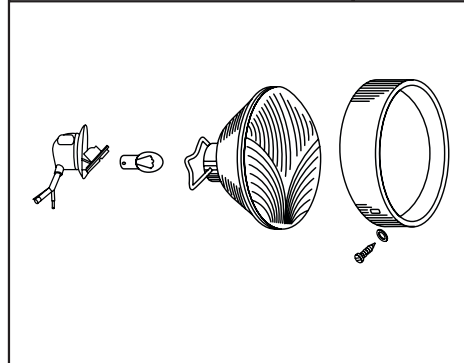


PLATE NO. : 58
TAIL LAMP ASSEMBLY & NUMBER PLATE

PAGE NO.:
71

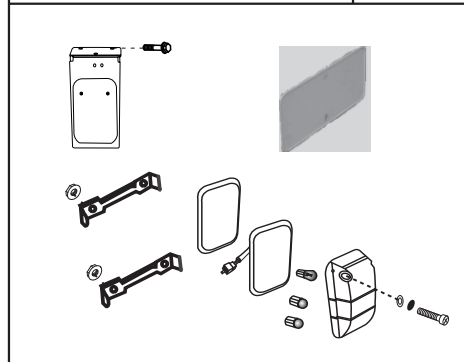
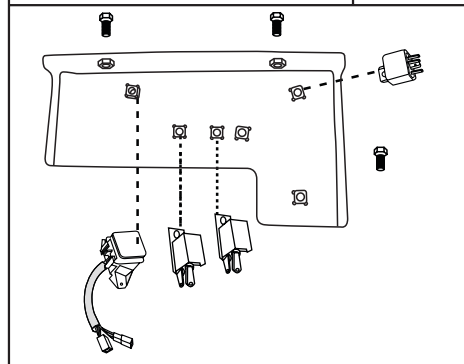


PLATE NO. : 60
FUSE BOX / RELAY

PAGE NO.:
73



Pictorial Index

PLATE NO. : 61
ELECTRICAL EQUIPMENT

PAGE NO.:
74




PLATE NO. : 63
BATTERY & FARE METER

PAGE NO.:
76

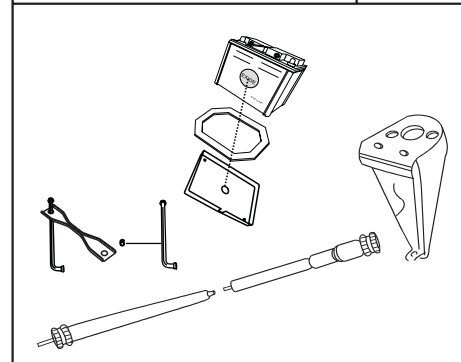


PLATE NO. : 62
STARTER MOTOR DRIVE

PAGE NO.:
75

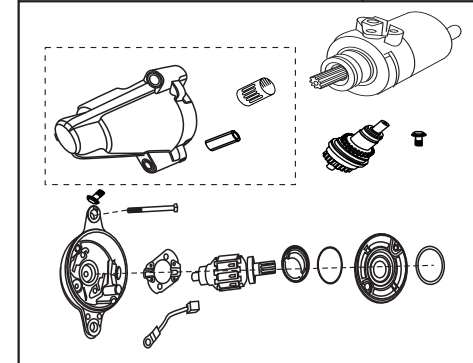
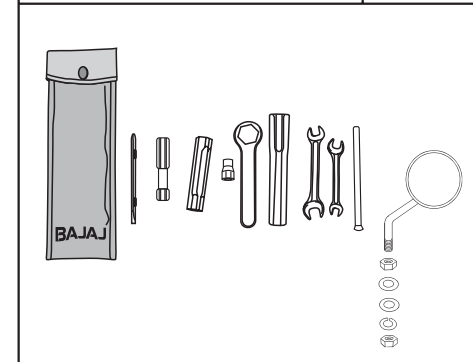
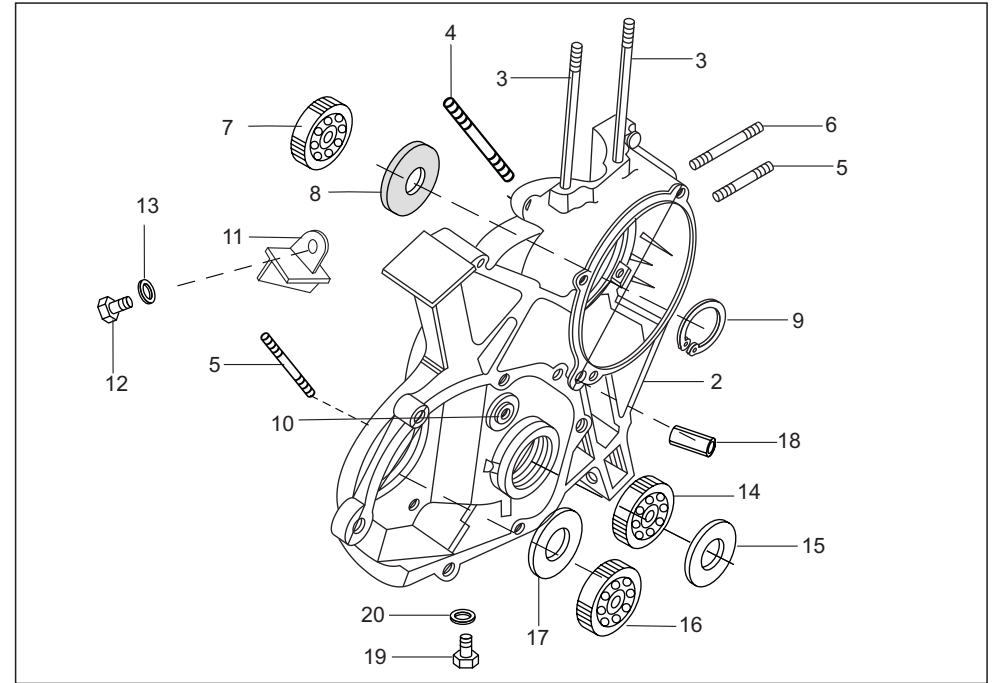


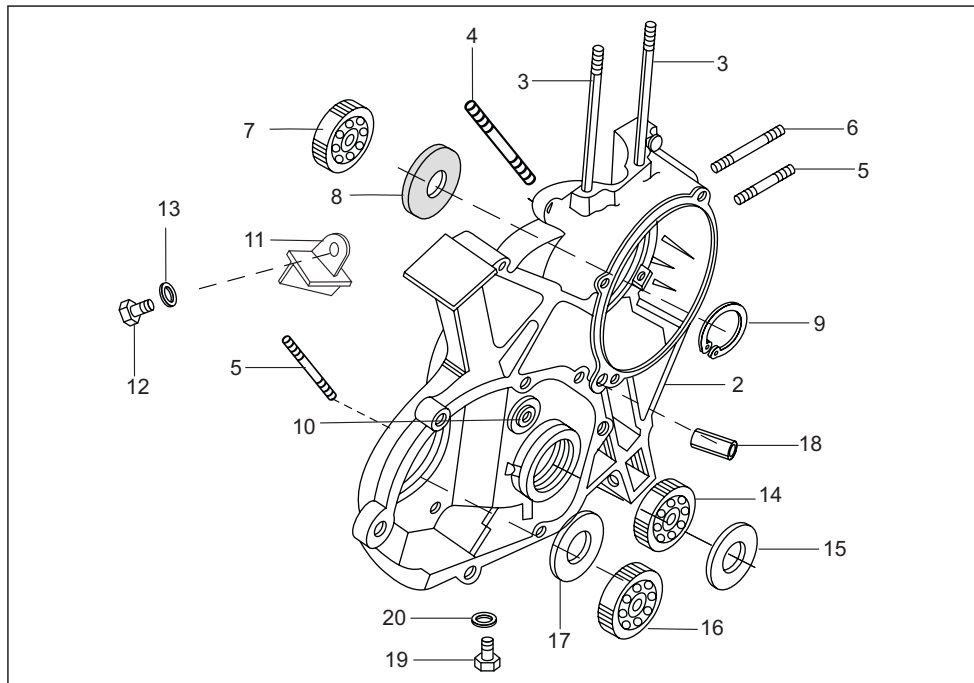
PLATE NO. : 64
TOOL KIT (FOR DELUXE)

PAGE NO.:
77

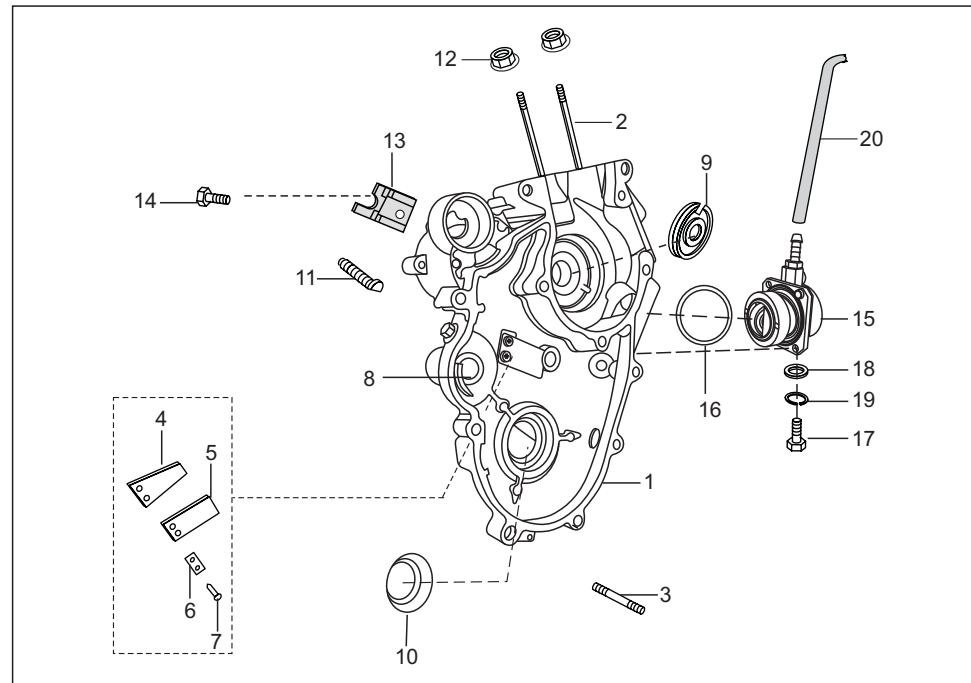




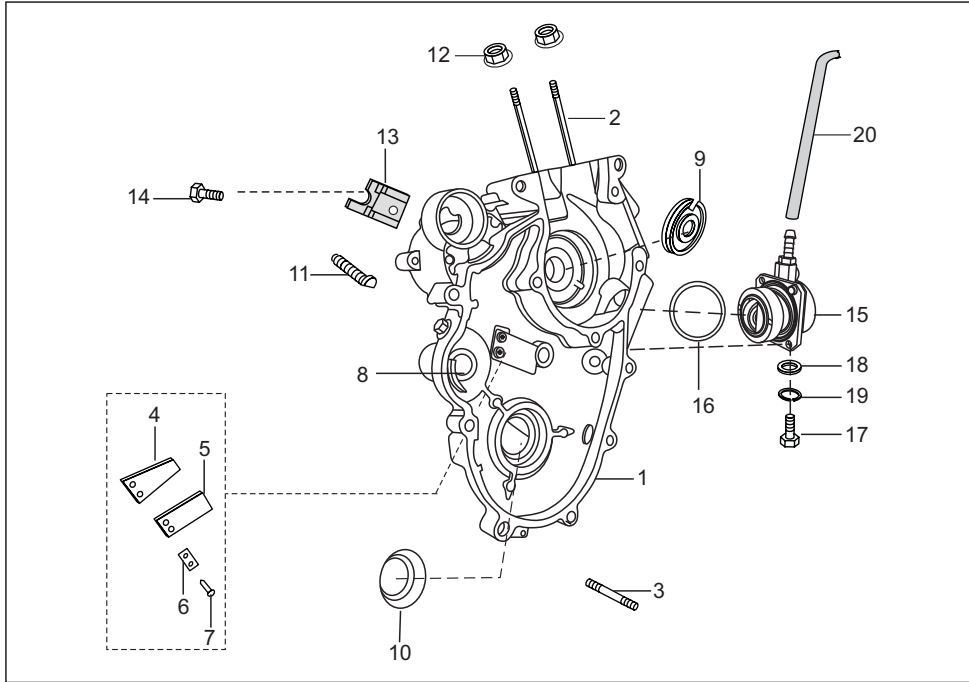
No.	Part No.	Description	Qty. per Veh.		Remarks
			Deluxe	ECO	
1	AP 1010 01	Engine assly. comp.	1	—	
1a	AP 1012 40	Engine assly. comp.	—	1	NS
2	AP 1010 10	Crank case clutch side	1	1	
3	AP 1011 46	Stud M7	2	2	
4	39 1653 05	Stud M7x73	3	3	
5	39 0132 05	Stud M7x50	7	7	
6	39 1658 05	Stud M7x54	1	1	
7	03 1003 38	Bearing 25x62x12	1	1	
8	AP 1012 26	Oil seal clutch side	1	1	
9	01 1003 41	Circlip for oil seal	1	1	
10	24 1003 05	Bush	1	1	
11	AP 1010 54	Bracket oil feed	1	1	
12	39 0096 04	Hex head screw	1	1	
13	39 0199 11	Plain washer	1	1	NS
14	39 1214 20	Ball bearing 20x42x12	1	1	
15	AP 1010 74	Oil seal 22X47X7	1	1	



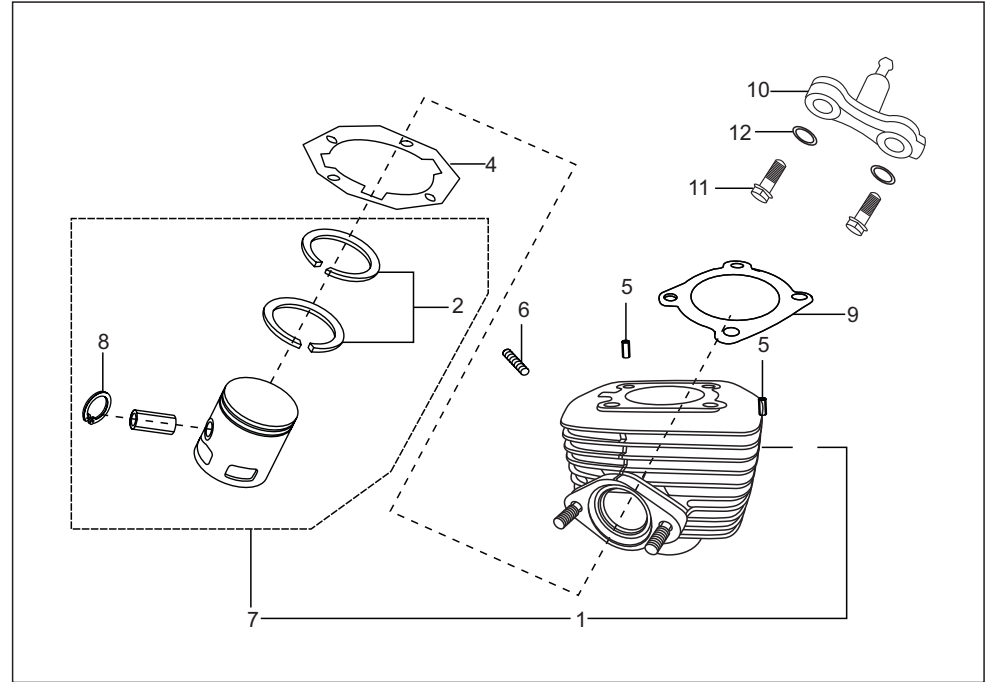
No.	Part No.	Description	Qty. per Veh.		Remarks
			Deluxe	ECO	
16	24 1301 05	Ball Bearing 35x62x12	1	1	
17	AP 1011 54	Oil seal	1	1	
18	39 1000 06	Hollow dowel pin	4	4	
19	39 2671 04	Hex head bolt M8	3	3	
20	39 1585 11	Plain washer	3	3	



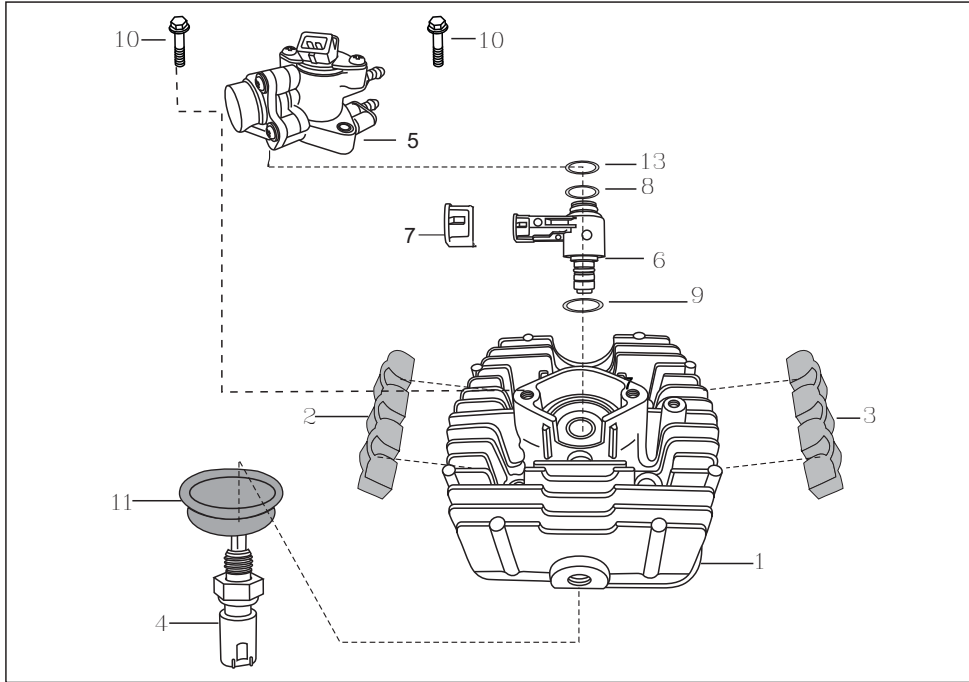
No.	Part No.	Description	Qty. per Veh.		Remarks
			Deluxe	ECO	
1	AP 1010 11	Assly. crankcase magneto side	1	1	
2	AP 1011 46	Stud M7	2	2	
3	39 0132 05	Stud M7 X 50	2	2	
4	AP 1010 55	Spring plate lower	1	1	
5	AP 1010 56	Spring plate upper	1	1	
6	AP 1010 57	Spacer pad	1	1	
7	39 0761 01	Screw pan cross M5	2	2	
8	CD 101102	Kick buffer	2	2	
9	39 2133 19	Oil seal	1	1	
10	AP 1010 92	Rubber damper	1	1	NS
11	39 0089 04	D'Bolt M7	4	4	
12	39 2369 15	Nut flange M7 case mounting	11	11	
13	AP 1010 39	Holder stater harness	1	1	
14	39 2208 04	Flange bolt	1	1	
15	AP 1210 25	Air compressor assly.	1	1	



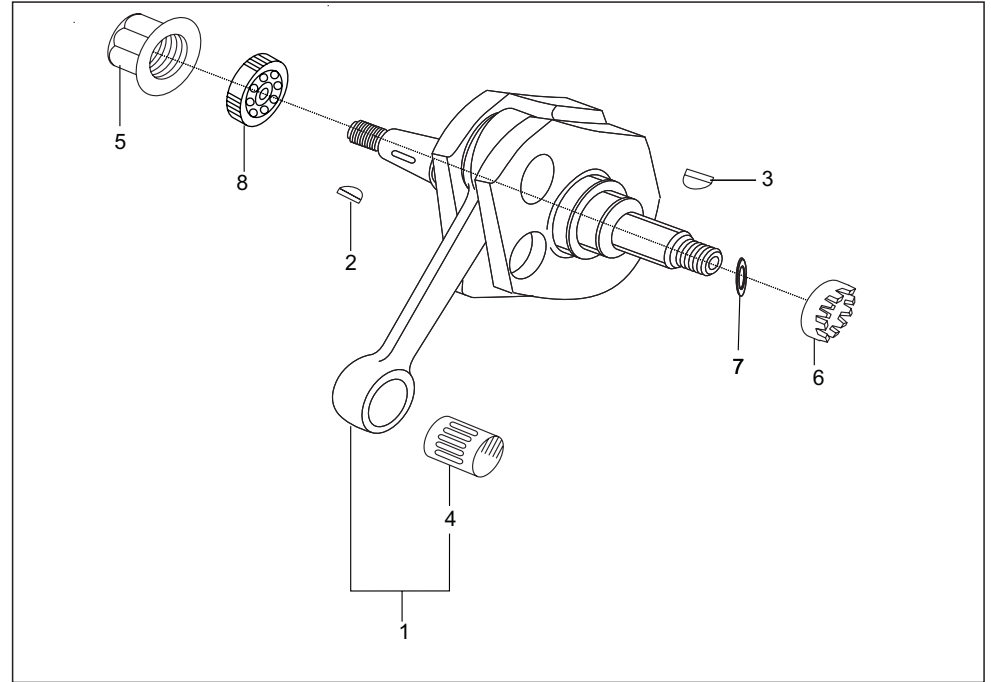
No.	Part No.	Description	Qty. per Veh.		Remarks
			Deluxe	ECO	
16	AP 1210 34	'O' ring	1	1	
17	AP 1012 20	Allen screw	4	4	
18	39 0197 11	Plain washer	4	4	
19	39 0790 12	Spring washer	4	4	
20	AP 1011 41	Hose air comp to FRA	1	1	(From comp. To FRA)



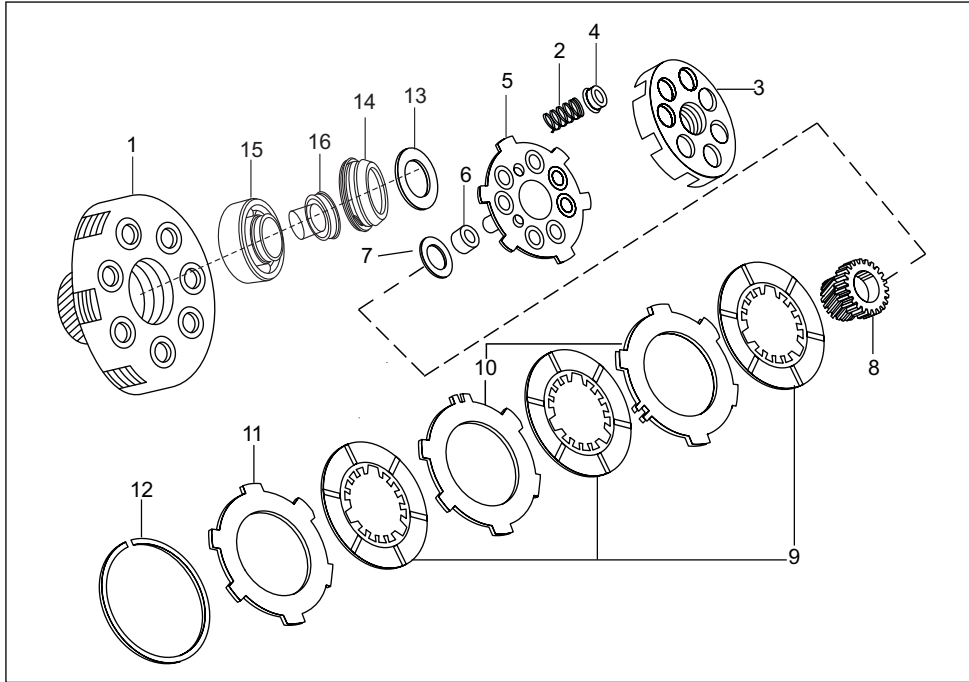
No.	Part No.	Description	Qty. per Veh.		Remarks
			Deluxe	ECO	
1	AP 1010 64	Cylinder block piston assly.	1	1	Kit
2	22 1012 11	Piston ring- standard	2	2	
2a	AP 1012 86	Piston ring set O/S 0.25	2	2	Kit
2b	AP 1012 87	Piston ring set O/S 0.50	2	2	Kit
3	06 1011 84	Gudgeon pin	1	1	NS
4	AP 1010 05	Block gasket	1	1	
5	39 1000 06	Hollow dowel pin	2	2	
6	39 1549 05	Stud	2	2	
7	AP 1010 44	Piston assly std	1	1	
7a	AP 1012 94	Piston assly O/S 0.25	1	1	Kit
7b	AP 1012 95	Piston assly O/S 0.50	1	1	Kit
8	39 0340 17	Internal circlip	1	1	
9	AP 1010 03	Gasket cylinder head	1	1	
10	AP 1210 73	Assly. rail oil feed	1	1	
11	39 1023 04	Bolt special	2	2	
12	31 1210 06	Gasket	2	2	



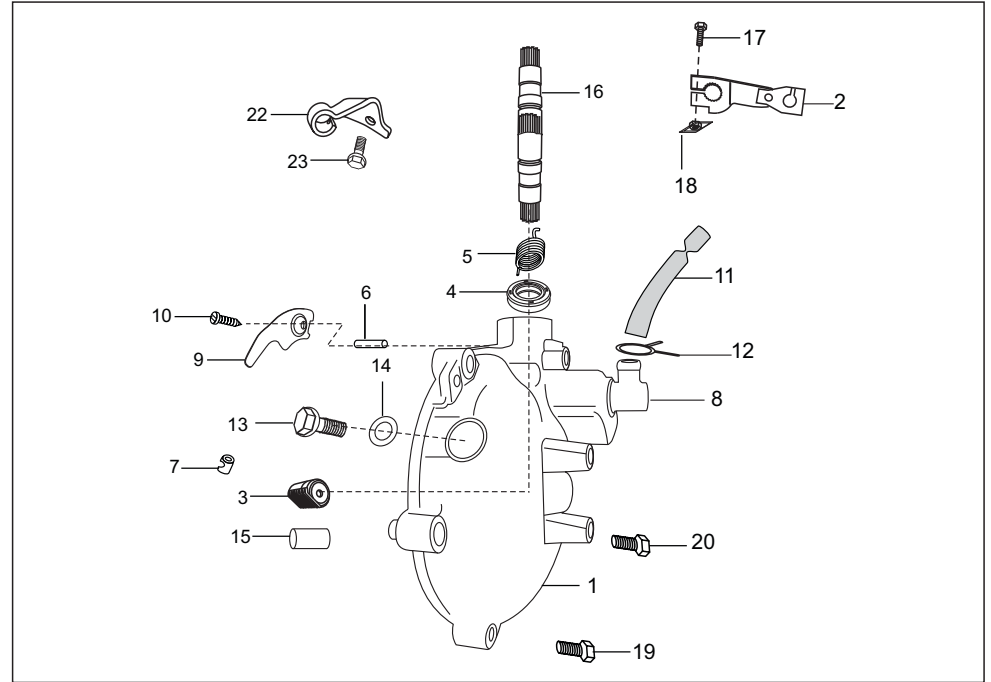
No.	Part No.	Description	Qty. per Veh.		Remarks
			Deluxe	ECO	
1	AP 1010 02	Cylinder head with damper	1	1	
2	AP 1010 50	Damper A	2	2	
3	AP 1010 51	Damper B	2	2	
4	AP 1111 02	Eng. temp sensor (minda)	1	1	
4a	AP 2011 05	Harness pitail for delphi to minda	1	--	Kit
5	AP 1211 44	Fuel rail assy	1	1	
6	AP 1210 17	Direct injector	1	1	
7	AP 1210 66	Grommet direct injector	1	1	
8	AP 1210 18	NVH 'O' ring small	1	1	
9	AP 1210 19	NVH 'O' ring big	1	1	
10	AP 1012 06	Bolt flange	2	2	
11	AP 1012 14	Shroud cylinder head	1	1	
12	AP 1012 09	Flange nut	1	1	
13	AP 12 11 37	Top 'O' ring direct injector	1	1	



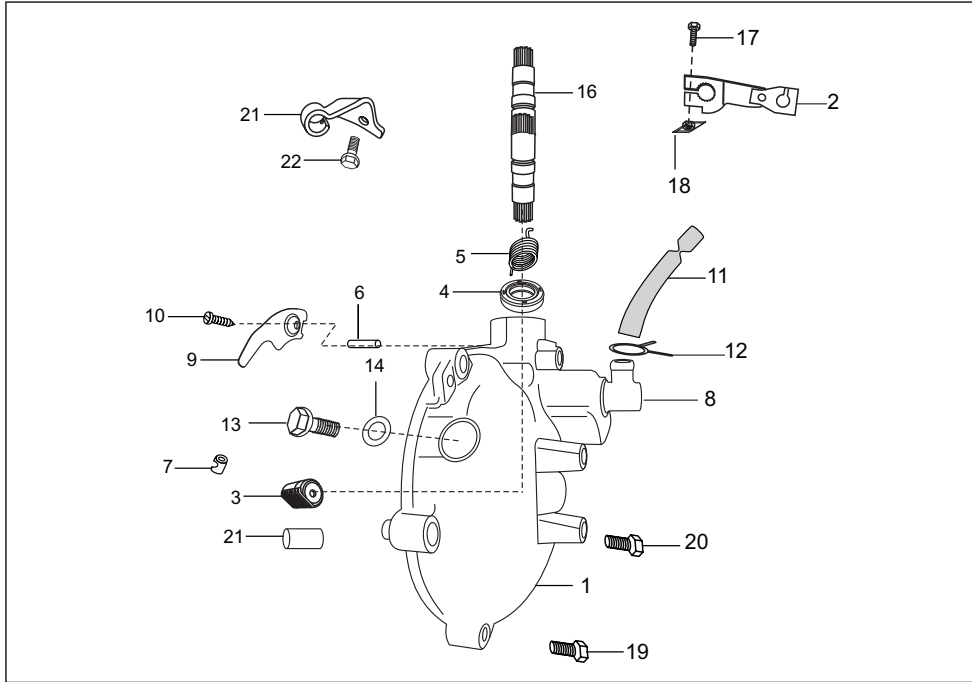
No.	Part No.	Description	Qty. per Veh.		Remarks
			Deluxe	ECO	
1	AP 1010 06	Crank shaft assembly	1	1	
2	31 1011 73	Woodruff key-magneto side	1	1	
3	01 1006 11	Woodruff key-clutch side	1	1	
4	AP 1012 43	Small end brg.	1	1	1st group
4a	AP 1012 44	Small end brg.	1	1	2nd group
4b	AP 1012 45	Small end brg.	1	1	3rd group
4c	AP 1012 46	Small end brg.	1	1	4th group
5	39 2615 15	Flange nut -crankshaft magneto	1	1	
6	AP 1012 13	Nut castle	1	1	
7	AP 1010 60	Washer belleville	1	1	
8	03 1003 38	Ball bearing	1	1	



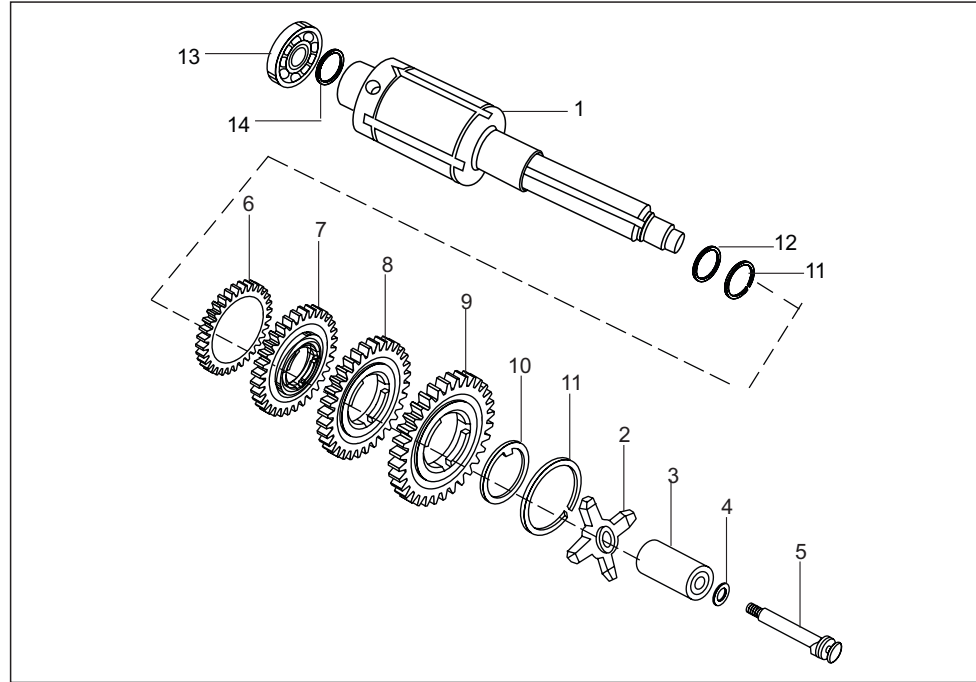
No.	Part No.	Description	Qty. per Veh.		Remarks
			Deluxe	ECO	
1	AP 1010 13	Clutch assly comp	1	1	
2	AP 1010 18	Spring clutch	6	6	
3	AP 1010 14	Hsg. clutch	1	1	
4	AP 1010 19	Holder spring clutch	7	7	
5	AP 1010 41	Clutch bush assly.	1	1	
6	AP 1012 89	Bush (Sintered)	1	1	ns
7	01 1008 18	Washer brass	1	1	
8	AP 1010 15	Engine gear	1	1	
9	AP 1012 92	Driving plate assly.	4	4	from Jan.2011
9a	AE 1010 16	Driving plate assly	4	4	
10	AP 1012 90	Clutch plate	3	3	from Jan.2011
10a	AP 1010 17	Clutch plate	3	3	
11	AP 1012 91	Outer clutch plate	1	1	from Jan.2011
11a	35 1011 67	Outer clutch plate	1	1	
12	35 1011 76	Lock ring	1	1	
13	AP 1012 27	Spacer	1	1	
14	AP 1012 35	Holder	1	1	
15	AP 1012 36	Bearing ball	1	1	
16	AP 1011 78	Rod push	1	1	



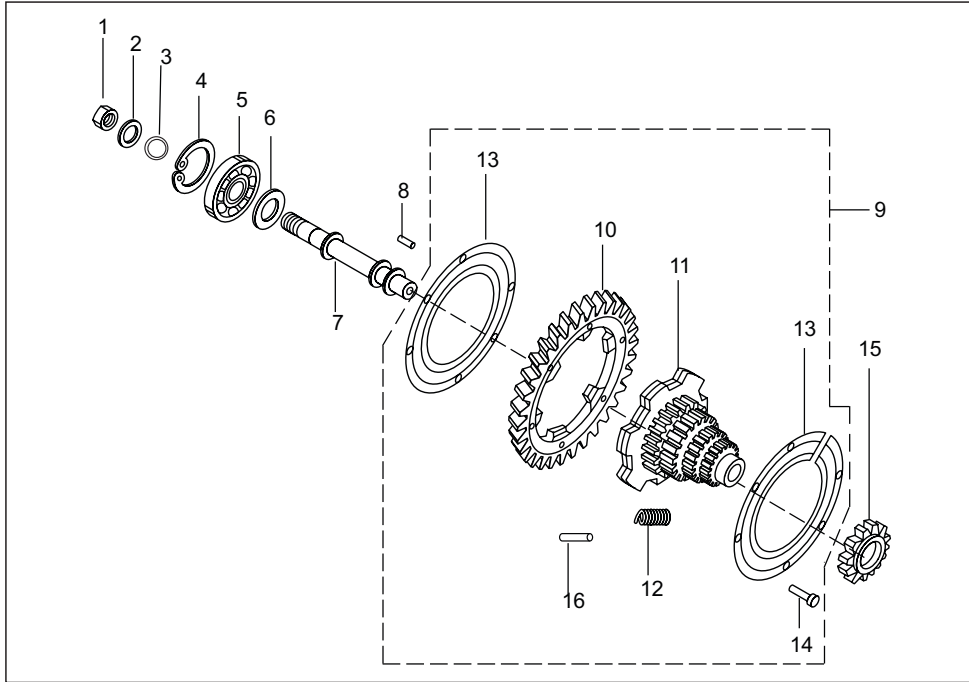
No.	Part No.	Description	Qty. per Veh.		Remarks
			Deluxe	ECO	
1	AP 1010 28	Clutch cover	1	1	
2	AP 1012 02	Lever assly.	1	1	
3	DH 1011 41	Rack clutch push	1	1	
4	39 1041 19	Oil seal 12 x 20 x 5.5	1	1	
5	AP 1010 26	Spring torsion	1	1	
6	AP 1011 49	Pin shaft retainer	1	1	
7	39 0447 06	Spring type strt. pin	1	1	
8	AP 1010 61	Fitting breather	1	1	
9	AP 1010 30	Plate breather	1	1	
10	39 0761 01	Screw	1	1	
11	AP 1011 72	Tube breather	1	1	
12	AP 1011 74	Spring clip	1	1	
13	DD 1012 75	Plug drain	1	1	
14	31 1011 06	Gasket(for plug drain)	1	1	
15	39 0999 06	Hollow dowel	2	2	
16	AP 1010 22	Shaft clutch	1	1	



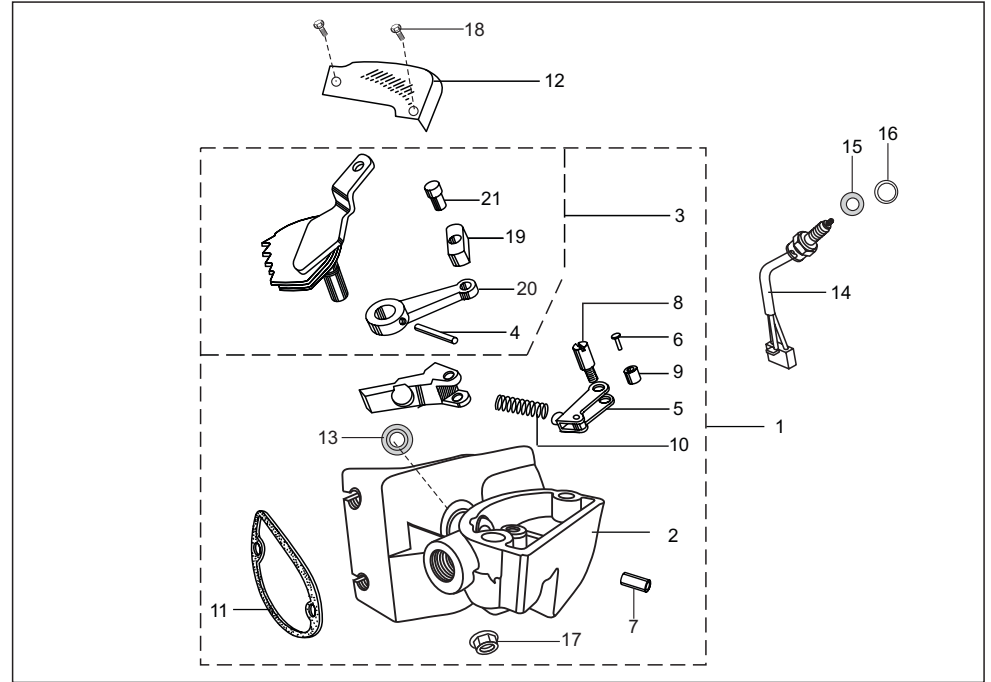
No.	Part No.	Description	Qty. per Veh.		Remarks
			Deluxe	ECO	
17	39 1674 04	Bolt flange	1	1	
18	DH 1012 75	Nut special	1	1	
19	39 1065 04	Flange bolt	4	4	
20	39 1949 04	Flange bolt	1	1	
21	AP 1010 27	Holder clutch cable	1	1	
22	39 1074 04	Bolt flange	2	2	



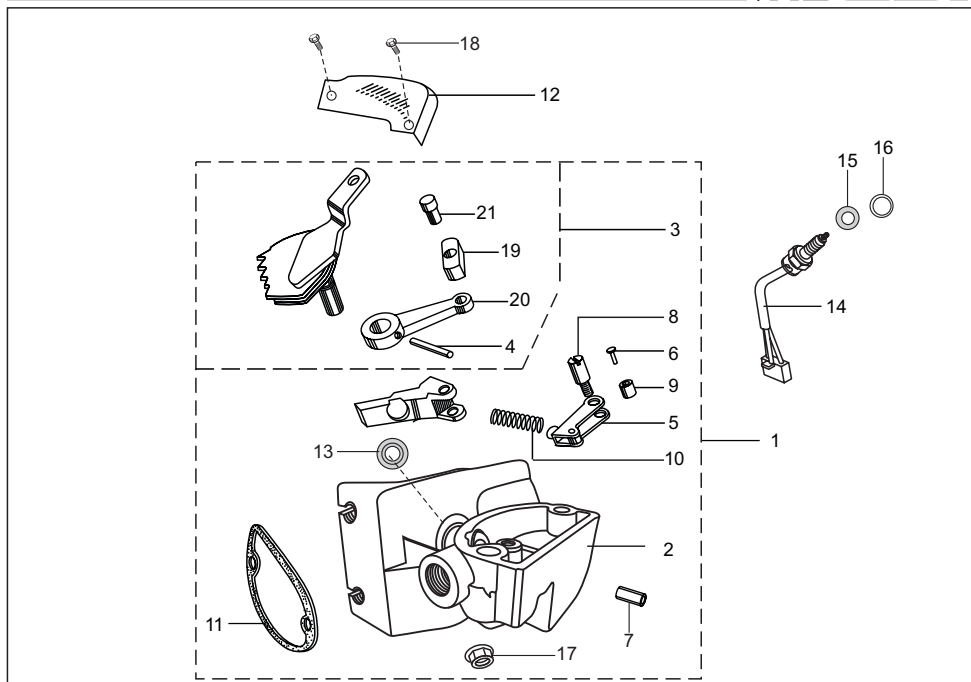
No.	Part No.	Description	Qty. per Veh.		Remarks
			Deluxe	ECO	
1	AP 1010 78	Main shaft	1	1	
2	35 1010 59	Cross (flat type)	1	1	
3	AP 1010 79	Guide bush	1	1	
4	39 0213 11	Plain washer	1	1	
5	06 1007 02	Stem	1	1	
6	24 1010 49	4th speed gear	1	1	
7	24 1007 04	3rd speed gear	1	1	
8	24 1007 05	2nd speed gear	1	1	
9	19 1010 14	1st speed gear	1	1	
10	19 1010 16	Shoulder ring No. 1	1	1	
10a	19 1010 17	Shoulder ring No. 2	1	1	
10b	19 1010 18	Shoulder ring No. 3	1	1	
10c	19 1010 19	Shoulder ring No. 4	1	1	
10d	19 1010 20	Shoulder ring No. 5	1	1	NS
11	21 1007 11	Circlip	2	2	
12	AP 1011 85	Spacer washer	1	1	
13	AP 1011 65	Bearing ball	1	1	
14	AP 1010 77	Main shaft assy complete	1	1	NI



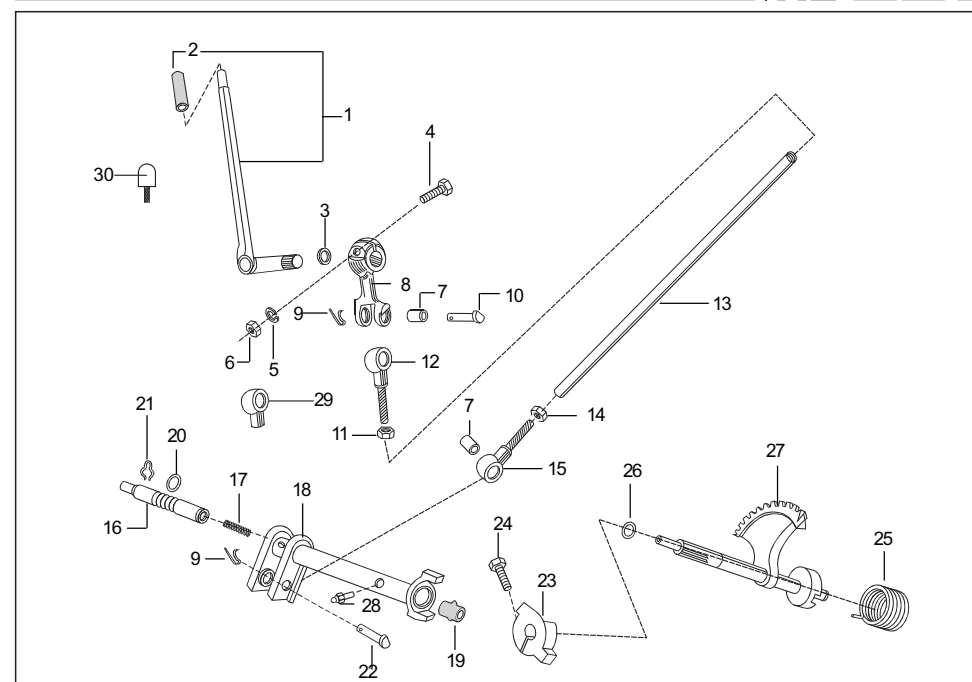
No.	Part No.	Description	Qty. per Veh.		Remarks
			Deluxe	ECO	
1	AP 1011 96	'U' nut	1	1	
2	39 1647 11	Plain washer	1	1	
3	AP 1012 07	'O' Ring	1	1	
4	03 1701 27	Circlip	1	1	
5	06 1010 09	Ball bearing	1	1	
6	24 1010 05	Spacer for M. G. pin	1	1	
7	AP 1011 84	Multiple gear pin	1	1	
8	01 1010 08	Roller	21	21	
9	AP 1011 57	Multiple gear assly. comp	1	1	
10	AP 1011 59	Corona gear	1	1	
11	AP 1011 58	Multiple gear	1	1	
12	AP 1011 62	Spring	5	5	
13	AP 1011 60	Cluster gear plate	2	2	
14	39 0161 09	Rivet	6	6	
15	06 1010 07	Starter gear	1	1	
16	AP 1011 64	Pin spring retainer spring	10	10	For retaining AP 1011 62



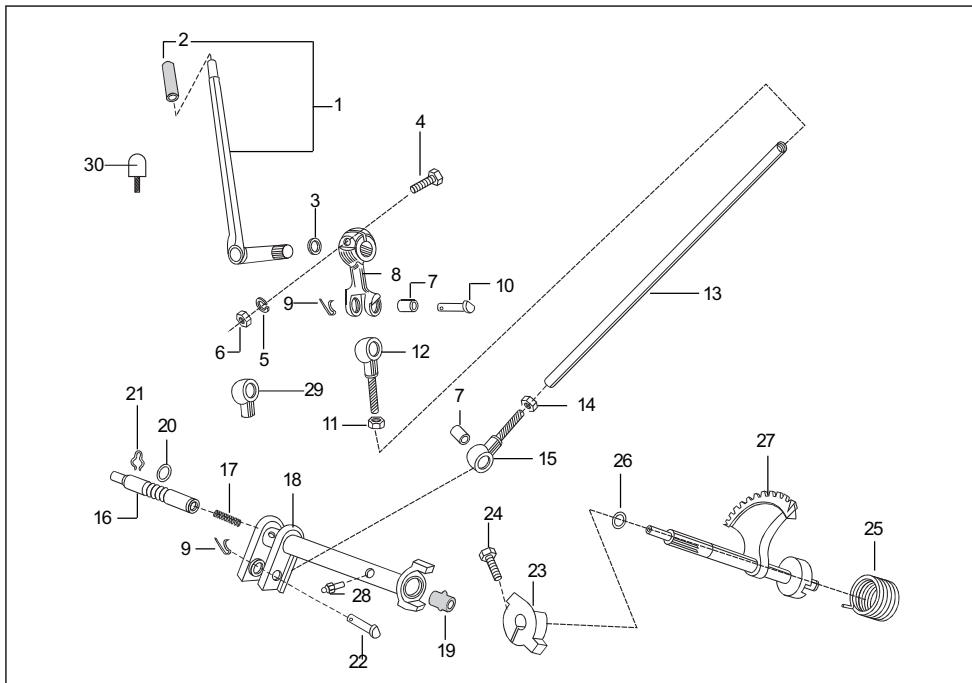
No.	Part No.	Description	Qty. per Veh.		Remarks
			Deluxe	ECO	
1	AP 1010 81	Gear shifter complete	1	1	
2	AP 1010 82	Gear shifter housing	1	1	NS
3	AP 1010 83	Lever & sector complete	1	1	
4	39 0426 06	Spring type straight pin	1	1	
5	24 1011 11	Bracket assembly with roller	1	1	
6	06 1011 10	Pin	1	1	NS
7	39 0992 06	Dowel	1	1	NS
8	06 1011 11	Screw for bracket	1	1	NS
9	06 1011 09	Roller	1	1	NS
10	06 1011 12	Spring	1	1	NS
11	CD 1010 80	Gasket for gear shifter housing	1	1	
12	AP 1010 91	Gear shifter cover	1	1	
13	39 1041 19	Oil seal	1	1	
14	AP 1110 23	Neutral switch	1	--	
15	20 1010 20	Gasket aluminium	1	--	



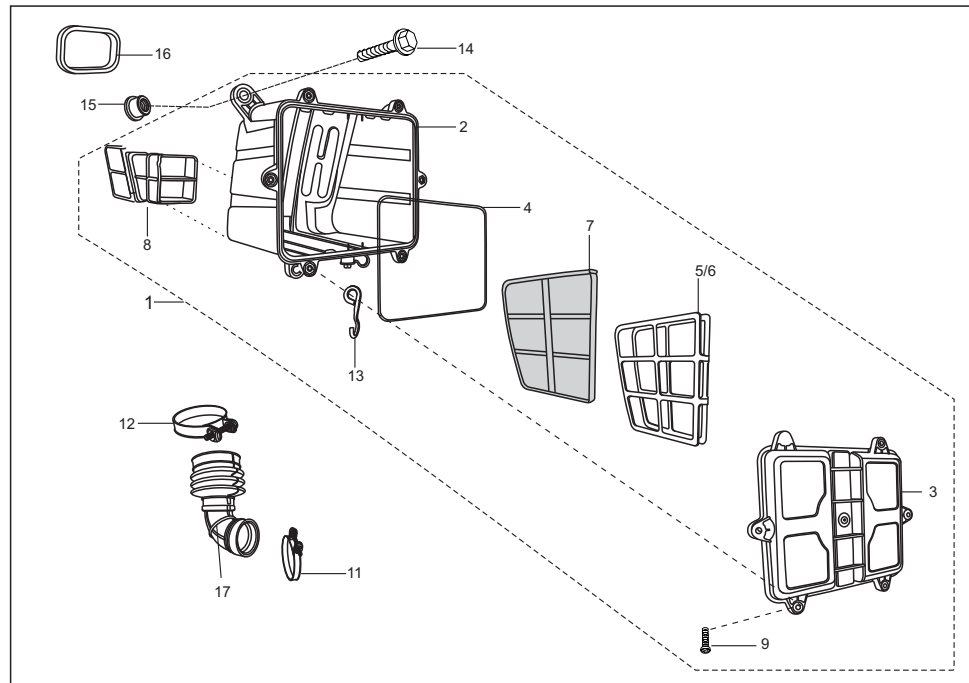
No.	Part No.	Description	Qty. per Veh.		Remarks
			Deluxe	ECO	
16	39 0804 11	Plain washer	1	-	
17	39 2369 15	Flange nut	2	2	
18	39 1964 04	Flange bolt	2	2	
19	22 1301 52	Slider block	1	1	NS
20	AP 1011 68	Lever gear shifter	1	1	NS
21	01 1011 13	Pin	1	1	NS
22	AP 1011 98	Cup spring detent	1	1	N.I.



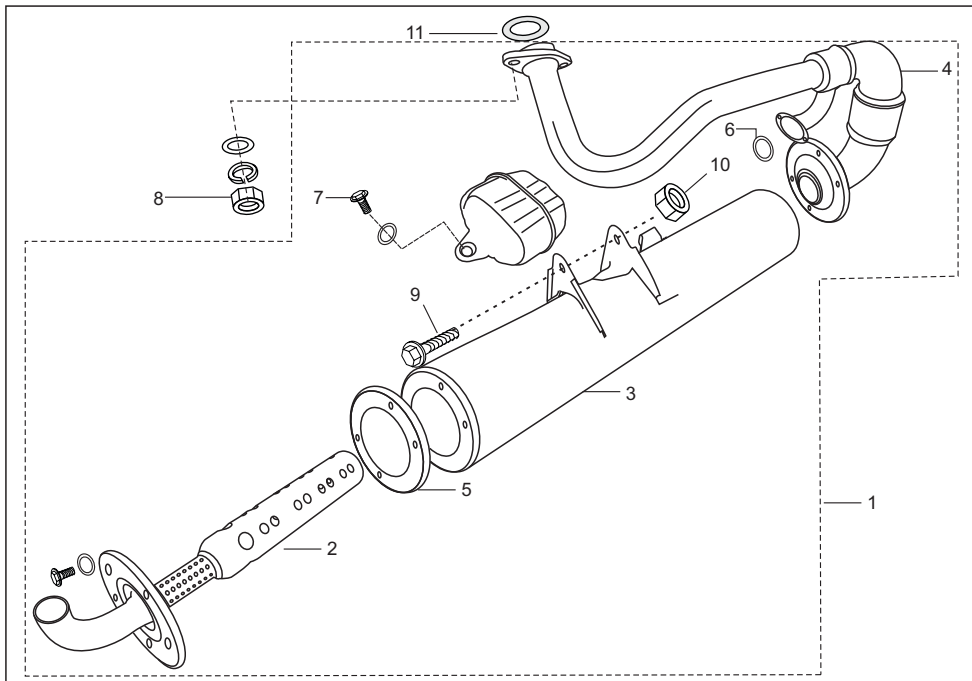
No.	Part No.	Description	Qty. per Veh.		Remarks
			Deluxe	ECO	
1	24 1011 77	Starting handle with grip	1	1	
2	22 1011 15	Starting handle grip	1	1	NS
3	24 1014 14	Washer	2	2	
4	39 1389 04	Hex bolt	1	1	
5	39 1828 12	Spring washer	1	1	
6	39 0694 15	Hex Lock nut M8 x 1.25	1	1	
7	24 1015 72	Bush	2	2	
8	AA 1013 29	Lever driver side	1	1	
9	39 0799 08	Split pin	2	2	
10	24 1014 22	Pin	1	1	
11a	24 1011 80	Tube-connecting+eye bolt assly	1	1	11,12,13,14 &15
11	39 0302 15	Hexagon nut R. H. thread	1	1	NS
12	24 1014 17	Eye bolt R. H. thread	1	1	NS
13	24 1014 16	Connecting tube	1	1	
14	24 1014 19	Hexagon nut L. H. thread	1	1	
15	24 1014 18	Eye bolt L. H. tread	1	1	NS



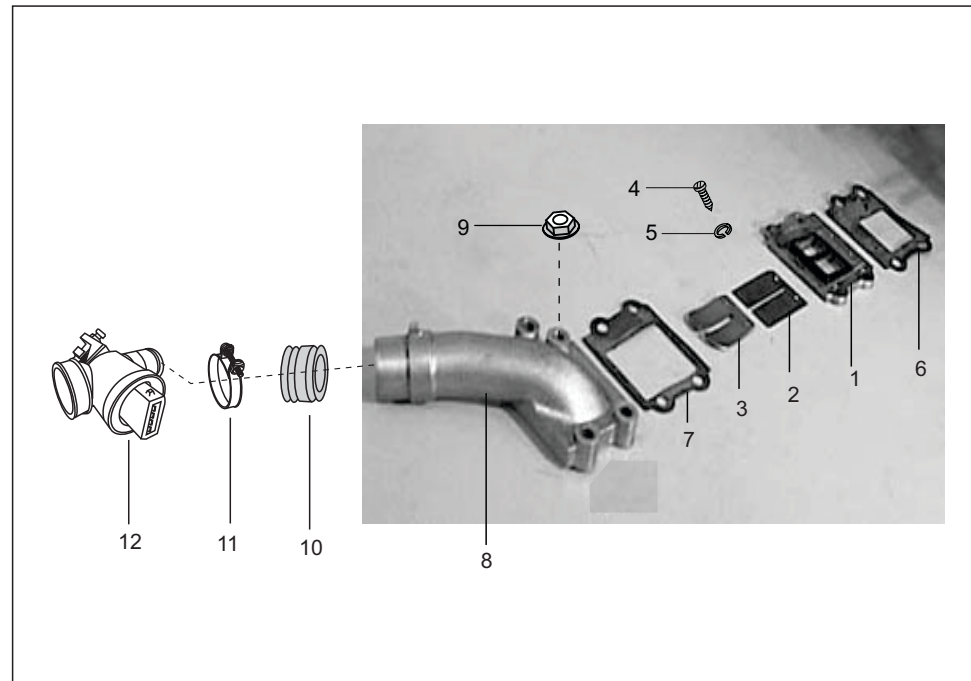
No.	Part No.	Description	Qty. per Veh.		Remarks
			Deluxe	ECO	
16	24 1014 09	Pin for lever support	1	1	
17	21 1014 27	Spring	1	1	
18	24 1010 87	Starting tube assembly	1	1	
19	22 1014 23	Rubber plug	1	1	
20	03 1801 16	'O' ring	1	1	
21	21 1014 29	Spring clip	1	1	
22	24 1014 21	Pin	1	1	
23	24 1012 03	Driven dog	1	1	
24	39 0451 04	Hexagon bolt	1	1	NS
25	01 1012 05	Return spring	1	1	
26	31 8011 6	'O' ring	1	1	
27	24 1012 01	Sector gear assembly	1	1	
28	23 1613 05	Grease nipple	1	1	
29	24 1613 19	Cap eye bolt	2	2	
30	24 1613 52	Rubber plug for starting tube	1	1	



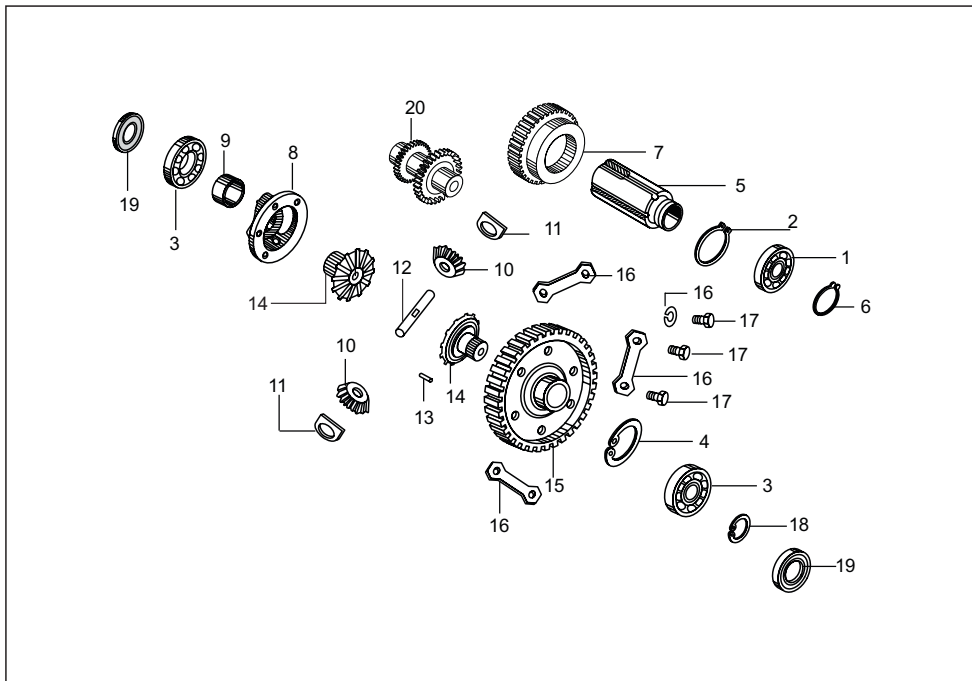
No.	Part No.	Description	Qty. per Veh.		Remarks
			Deluxe	ECO	
1	AP 1211 33	Assly air filter	1	1	
2	AP 1210 09	Case air filter	1	1	
3	AP 1210 27	Cover air filter	1	1	
4	AP 1211 24	Seal air filter	1	1	
5	AP 1211 25	Holder element A	1	1	
6	AP 1211 26	Holder element B	1	1	
7	AP 1211 32	Element air filter	1	1	
8	AP 1210 10	Duct inlet air filter	1	1	
9	39 1766 01	Screw mushroom head	6	6	
10	AP 1210 32	Tube outlet	1	1	N.I.
11	31 1211 34	Clamp ID 39-for carb (micarb)	2	2	
12	AP 1210 64	Clamp ID 62	1	1	
13	AP 1210 49	Hook	1	1	
14	39 1791 04	Flange bolt M6 x 8-filter to body	3	3	
15	AP 1210 57	Spacer	3	3	
16	AP 1011 45	Beading	1	1	
17	AP 1210 08	Duct outlet air filter	1	1	



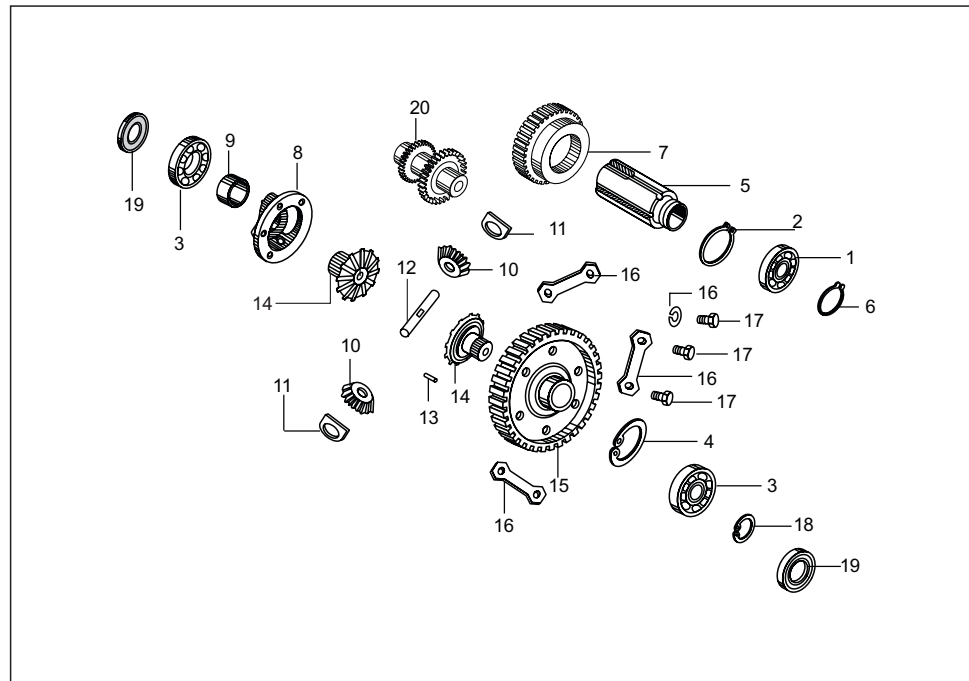
No.	Part No.	Description	Qty. per Veh.		Remarks
			Deluxe	ECO	
1	AP 1010 99	Silencer assy. comp. with cat	1	1	
2	AP 1011 30	Baffle assly.(tail pipe)	1	1	NS
3	AP 1011 22	Assy. outer tube	1	1	NS
4	AP 1012 04	Assly. comp. header pipe	1	1	NS
5	AP 1010 52	Gasket for silencer	2	2	
6	AP 1012 03	'O' ring-resonator box	1	1	
7	39 1943 04	Bolt flange M6 x 14	1	1	
8	39 0956 15	Nut M8	2	2	
9	39 2157 04	Flange bolt M8 x 100	1	1	
10	39 0289 15	Hex nut	1	1	
11	AP 1011 94	Gasket silencer	1	1	
12	AP 1011 05	Resonator box	1	1	NS



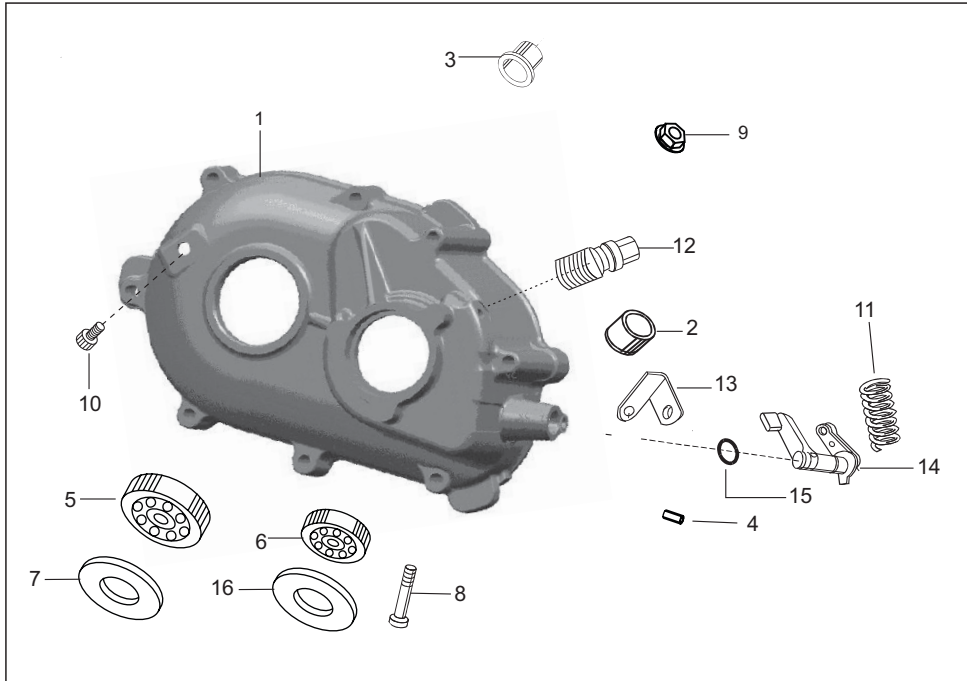
No.	Part No.	Description	Qty. per Veh.		Remarks
			Deluxe	ECO	
1	AP 1210 01	Reed valve assly	1	1	
2	35 1210 37	Reed valve plate	1	1	NS
3	35 1210 38	Stopper plate	1	1	NS
4	39 0546 01	Screw	2	2	
5	39 0260 12	Spring washer	2	2	NS
6	AP 1210 03	Gasket reed valve	1	1	
7	AP 1210 04	Gasket manifold	1	1	
8	AP 1210 05	Manifold air intake	1	1	
9	39 2369 15	Flange nut M7	4	4	
10	AP 1210 06	Adapter throttle body	1	1	
11	AP 1210 76	Clamp	1	1	
12	AP 1210 07	Throttle body	1	1	



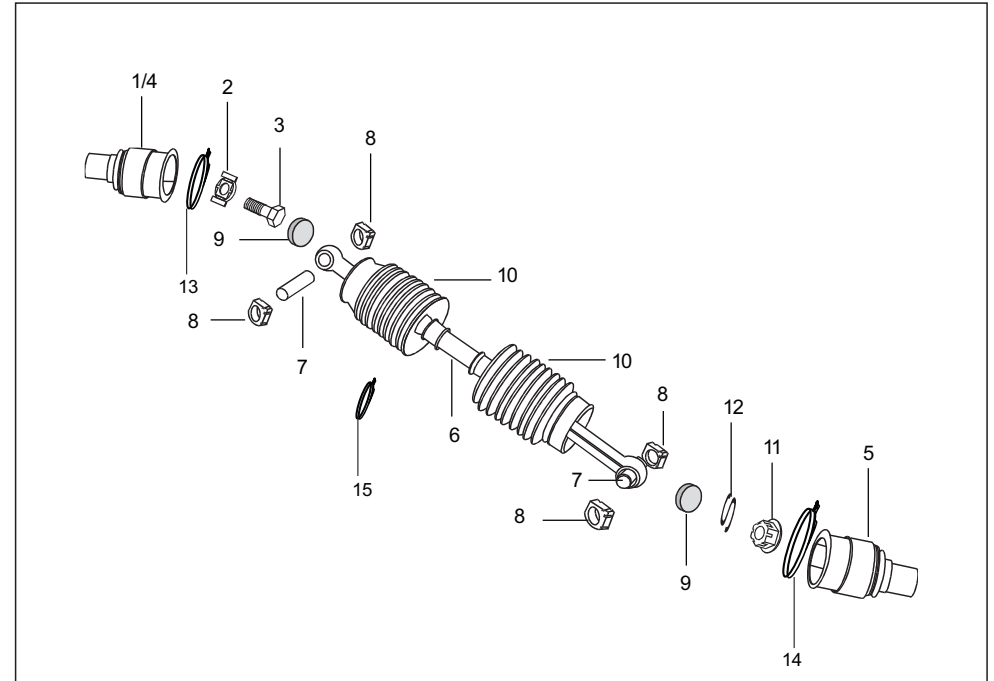
No.	Part No.	Description	Qty. per Veh.		Remarks
			Deluxe	ECO	
1	21 1301 10	Ball bearing	1	1	
2	39 0428 17	Circlip	1	1	
3	24 1301 05	Ball bearing	2	2	
4	BA 1321 34	Circlip	1	1	
5	AP 1011 87	Sleeve main shaft	1	1	
6	39 0337 17	Circlip	1	1	
7	AP 1010 93	Reverse control gear	1	1	
8	AA 1310 33	Satelite gear hsg. assy.	1	1	
9	24 1301 11	Bush	1	1	
10	22 1310 18	Satelite gear for reverse	2	2	
11	22 1310 14	Spacer washer	2	2	
12	24 1310 32	Satelite gear pin	1	1	
13	24 1301 13	Locking pin	1	1	
14	24 1310 09	Bevel gear	2	2	
15	AP 1011 39	Differential gear	1	1	



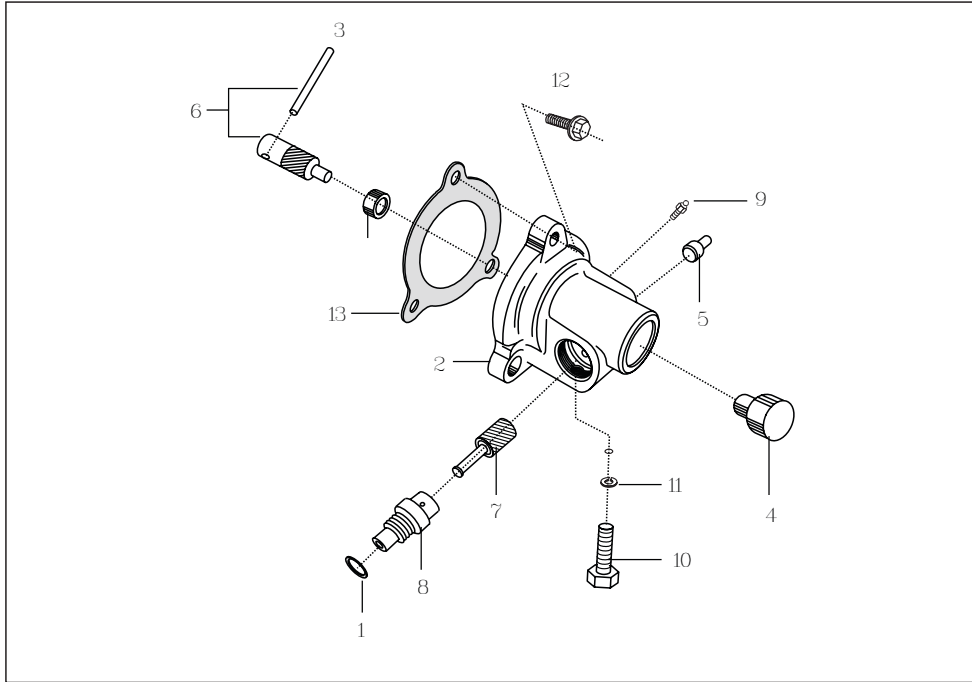
No.	Part No.	Description	Qty. per Veh.		Remarks
			Deluxe	ECO	
16	22 1710 80	Lock plate	3	3	
17	39 0435 01	Hex head screw	6	6	
18	39 0432 17	Circlip	1	1	
19	24 1310 04	Oil seal	2	2	
20	AP 1011 38	Idler gear	1	1	



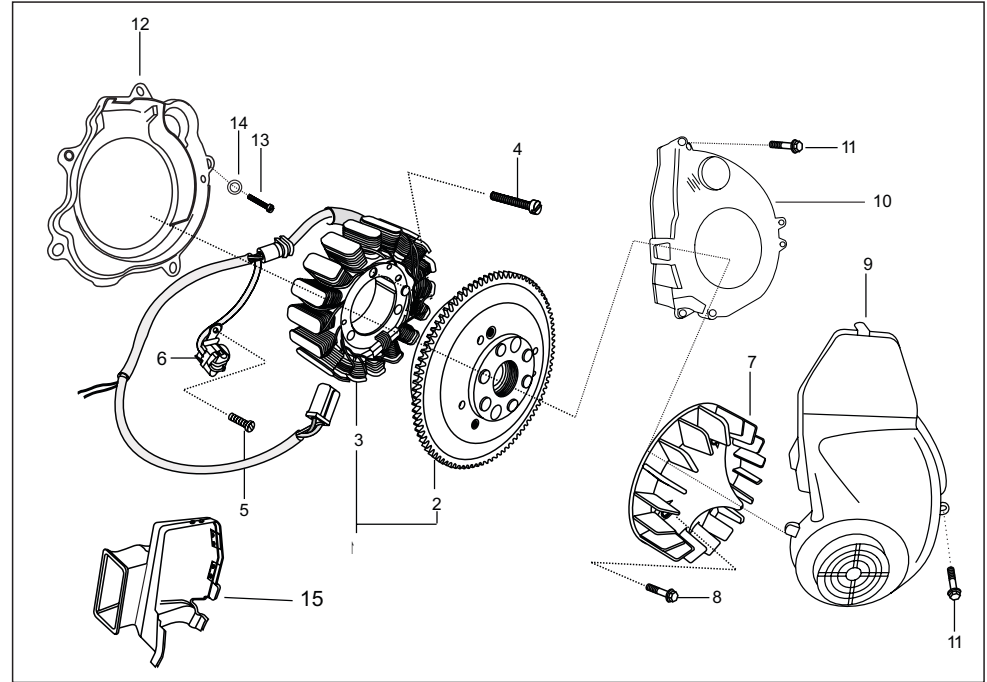
No.	Part No.	Description	Qty. per Veh.		Remarks
			Deluxe	ECO	
1	AP 1010 95	Differential cover	1	1	
2	BA 1321 22	Hollow dowel	2	2	
3	24 1003 05	Bush	1	1	
4	39 0455 06	Spring type strt pin	1	1	
5	24 1301 05	Ball bearing 35x62x9	1	1	
6	39 2542 20	Ball bearing 15x42x13	1	1	
7	AP 1011 54	Oil seal	1	1	
8	39 0089 04	'D' bolt	4	4	
9	39 2369 15	Flange nut	8	8	
10	35 1010 60	Oil plug	1	1	
11	AA 1310 44	Tension spring	1	1	
12	24 1010 69	Breather assembly	1	1	
13	AP 1012 12	Bracket reverse signal switch	1	1	NS
14	AP 1011 44	Assly. lever & sector comp.	1	1	
15	01 1009 05	'O' ring	1	1	
16	24 1310 04	Oil seal	1	1	



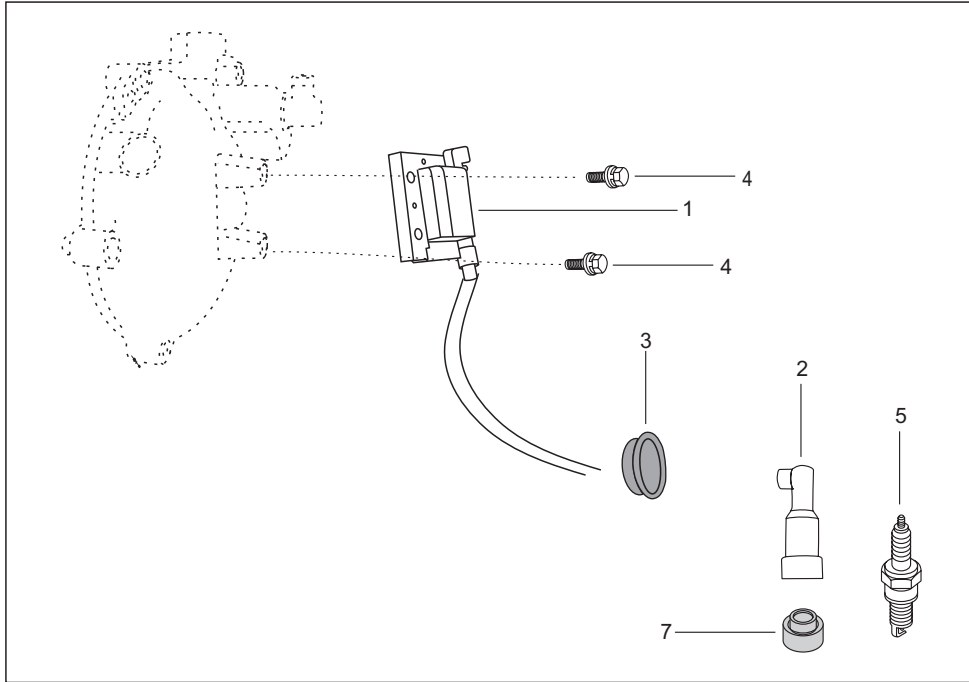
No.	Part No.	Description	Qty. per Veh.		Remarks
			Deluxe	ECO	
1	BA 1321 71	Flange assy. (Satellite gear)	1	1	
2	24 1710 14	Lock washer assembly	2	2	
3	39 0119 04	Bolt	2	2	
4	BA 1321 72	Flange assy. (diff. gear side)	1	1	
5	BA 1321 73	Flange assy. (wheel side)	2	2	
6	24 1310 72	Propeller shaft assly	2	2	
6a	24 1310 73	Propeller shaft	2	2	
7	24 1704 25	Pin for propeller shaft	4	4	
8	AL 1710 65	Slider block	8	8	
9	24 1704 27	Rubber buffer	4	4	
10	24 1310 74	Rubber bellow	4	4	
11	39 1182 15	Nut	2	2	
12	24 1710 66	Spring clip	2	2	
13	BB 1310 24	Clamp-2-differential side	2	2	For differential sidde
14	BB 1310 40	Hose clamp-wheel side	2	2	For Wheel side
15	BB 1311 50	Clamp - 3	4	4	



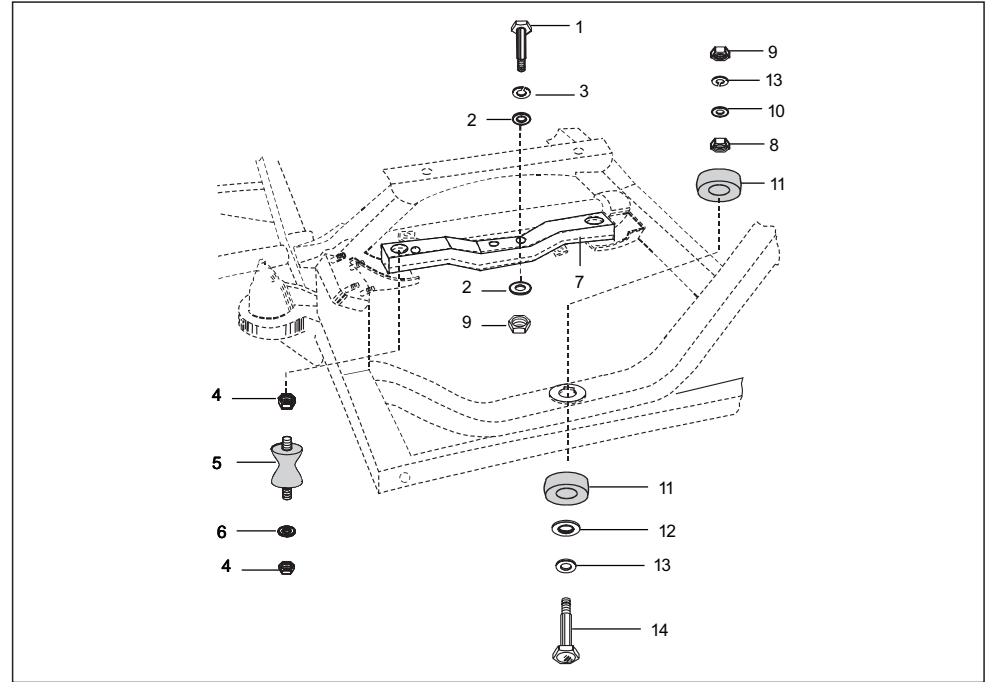
No.	Part No.	Description	Qty. per Veh.		Remarks
			Deluxe	ECO	
1	39 1587 21	'O' ring	1	1	
2	AA 1310 25	Faremeter housing assly	1	1	
3	24 1310 03	Wire- fare meter pinion	1	1	
4	24 1310 08	Plug	1	1	
5	03 1701 09	Pin	1	1	
6	24 1310 02	Faremeter pinion assly	1	1	
7	24 1302 09	Faremeter gear	1	1	
8	AE 1310 03	Bush	1	1	
9	23 1613 05	Grease nipple	1	1	
10	39 0897 04	Hex bolt	1	1	
11	39 0198 11	Plain washer	1	1	
12	39 1773 04	Hex bolt flange type	3	3	
13	AP 1011 86	Gasket	1	1	



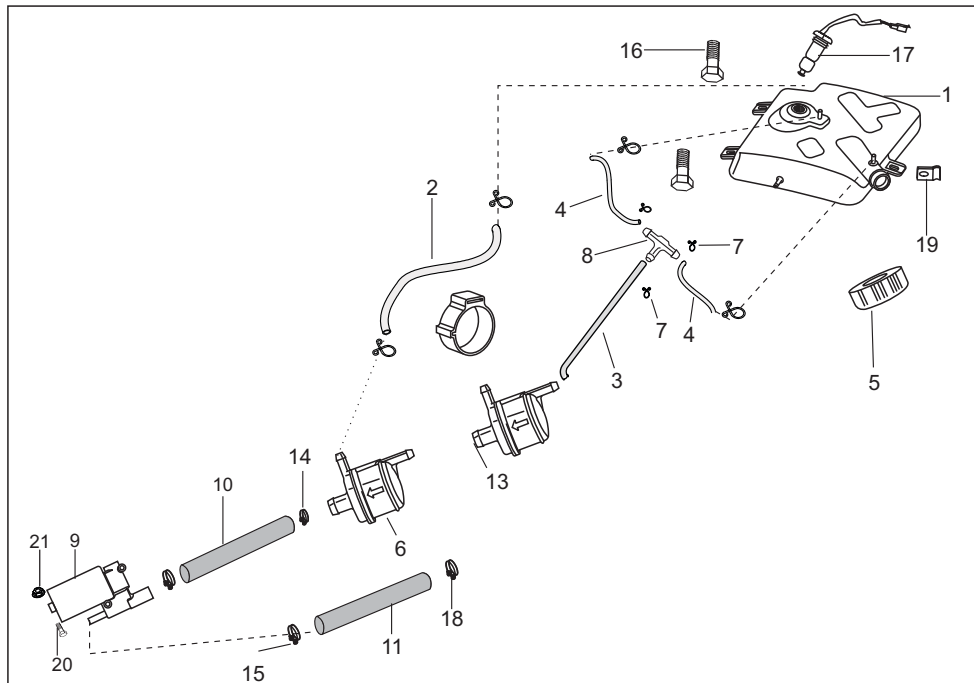
No.	Part No.	Description	Qty. per Veh.		Remarks
			Deluxe	ECO	
1	AP 1110 47	Magneto assly-3phase self start	1	--	Sealed coupler
1a	AP 1110 01	Magneto assly	1	-	Upto 25.05.09
1b	Ap 1110 41	Magneto assly-eco	-	1	
2	AP 1110 03	Rotor assly	1	-	
2a	AP 1110 42	Rotor assly	-	1	
3	AP 1110 02	Stator assly	1	1	
4	AP 1012 10	Socket bolt-stator mounting	3	3	
5	CD 1010 78	Screw pan cross-coil mounting	2	2	
6	AP 1110 13	Pulser coil assly.	1	1	
7	AP 1010 34	Fan	1	1	
8	39 1675 04	Flange bolt fan cooling	3	3	
9	AP 1010 37	Fan cover	1	1	
10	AP 1010 35	Cover magneto	1	1	
11	39 1673 04	Flange bolt (for cover)	10	10	
12	AP 1010 36	Cover separator	1	1	
13	39 0972 04	Screw-cover separator	3	3	
14	39 0782 11	Plain washer-cover separator	3	3	
15	AP 1010 38	Shroud LH	1	1	



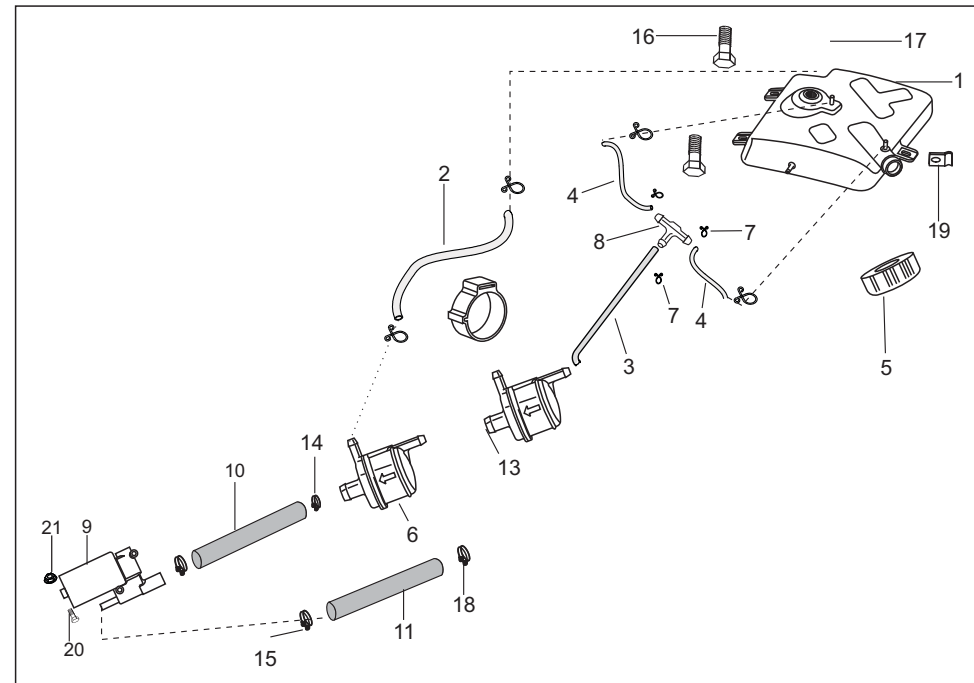
No.	Part No.	Description	Qty. per Veh.		Remarks
			Deluxe	ECO	
1	AP 1110 08	H. T. coil assly.	1	1	
2	AP 1110 12	Spark plug gap with 5k resistive	1	1	
3	DH 1110 13	Grommet spark plug cap	1	1	
4	39 1552 04	Bolt-H. T. coil mounting	2	2	
5	AP 1110 11	Spark plug	1	1	
6	39 0897 04	Bolt hex head	1	1	For H. T. Coil earthing (N.I.)
7	AP 1110 19	Grommet spark plug cap	1	1	



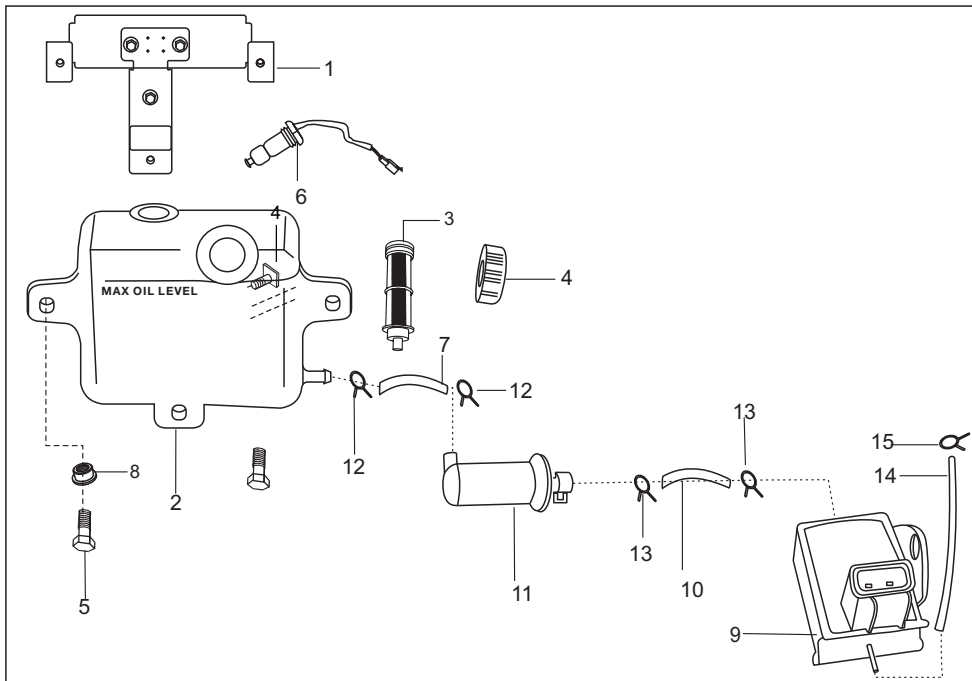
No.	Part No.	Description	Qty. per Veh.		Remarks
			Deluxe	ECO	
1	59 0400 17	Bolt for fixing engine to cross member	2	2	
2	39 0200 11	Plain washer	4	4	NS
3	39 0265 12	Spring washer	2	2	NS
4	39 0296 15	Nut	4	4	
5	24 1609 13	Engine foundation block	2	2	
6	39 0262 12	Spring washer	4	4	
7	AP 1610 33	Cross member assly. complete	1	1	
8	39 0956 15	Hexagon Nut - M8 x 1.25	2	2	
9	59 1500 05	Nut -engine	2	2	
10	39 0248 11	Plain washer	2	2	
11	24 1609 24	Rubber plug	2	2	
12	21 1604 17	Reinforcement plate	2	2	
13	39 0251 11	Plain washer -engine mounting	1	1	NS
14	24 1610 03	Bolt for fixing engine to chassis	1	1	



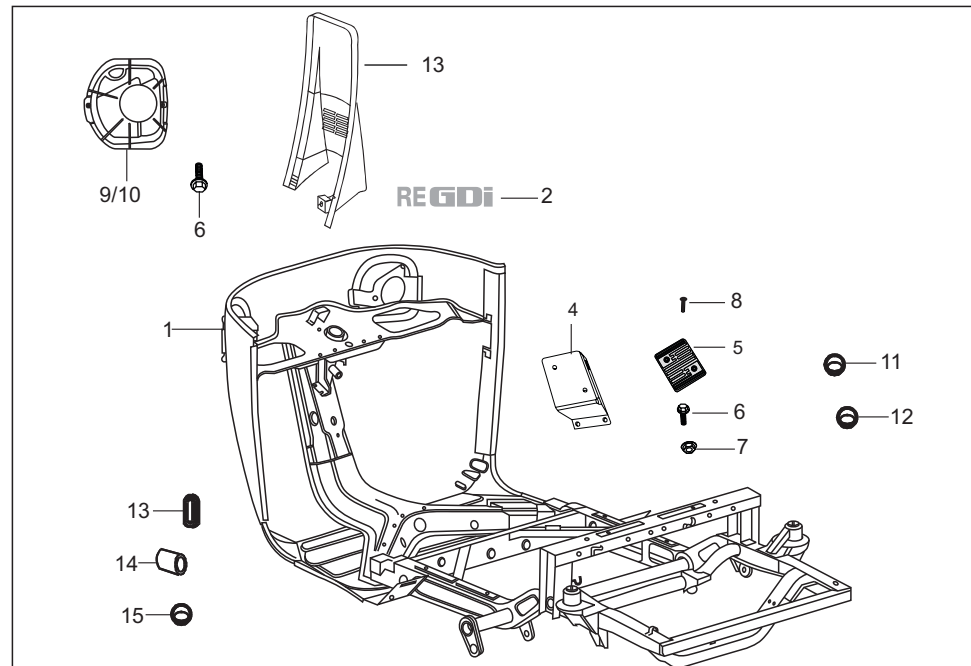
No.	Part No.	Description	Qty. per Veh.		Remarks
			Deluxe	ECO	
1	AP 1410 17	Tank fuel-(Plastic)	1	1	(Plastic)
2	AP 1410 18	Fuel pipe tank to filter	1	1	
3	AP 1410 11	Breather pipe - II	1	1	
4	AP 1410 04	Breather pipe - I	2	2	
5	AP 1410 10	Cap fuel tank	1	1	
6	AP 1211 21	Fuel filter (Fine)	1	1	
6a	AP 1211 22	Fuel filter (Coarse)	1	1	
7	33 1410 07	Clamp	8	8	
8	AP 1410 13	Joint - T	1	1	
9	AP 1211 45	Pump assly. fuel elec.	1	1	
10	AP 1211 31	Hose fuel in	1	1	
11	AP 1210 23	Hose fuel out pump to engine	1	1	
12	AP 1210 24	Hose fuel return engine to tank	1	1	(N.I.)
13	AP 1210 61	Grommet fuel filter	1	1	
14	AP 1210 77	Clamp spring- fuel hose	2	2	
15	AP 1210 74	Clip hose	6	6	



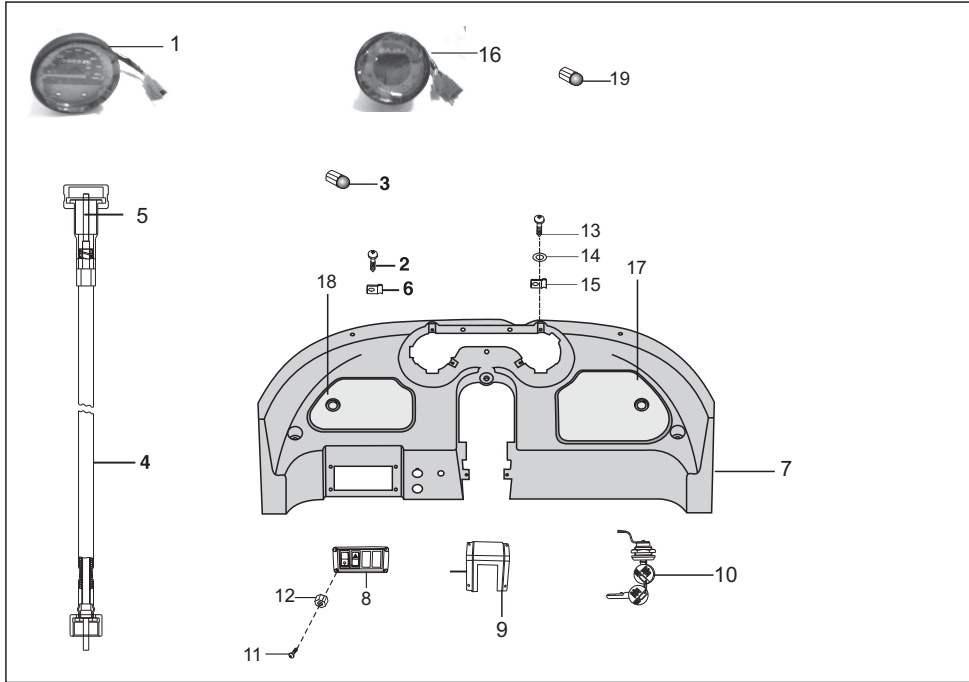
No.	Part No.	Description	Qty. per Veh.		Remarks
			Deluxe	ECO	
16	39 1556 04	Bolts-fuel tank mounting	3	3	For fuel tank mounting
17	AP 2010 35	Switch fuel sensor	1	1	
18	31 2010 21	Clamp	1	1	
19	24 1612 97	Clip nut	3	3	
20	AP 1210 63	Flange bolt	2	2	NS
21	39 1972 15	Flange nut	2	2	
22	AP 1210 54	Damper fuel pump mtg.	1	1	
23	AP 1410 14	Breather Tube - 3	2	2	Pump to joint.
24	AP 1410 15	Breather Tube - 4	1	1	Take to joint.
25	AP 1211 29	Bracket fuel pump mtg.	1	1	N. I.



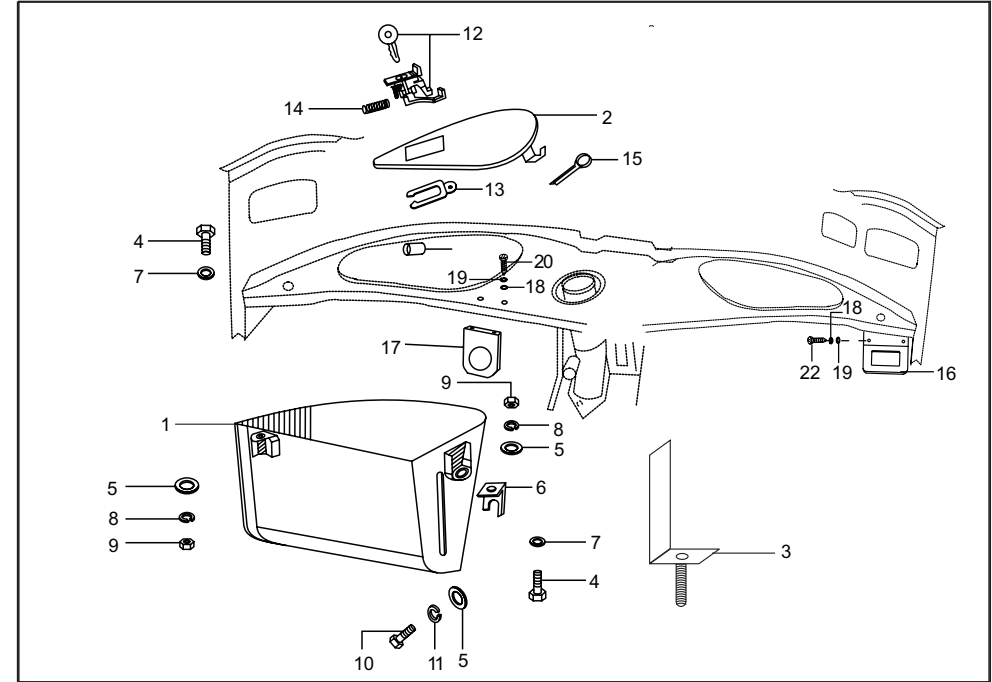
No.	Part No.	Description	Qty. per Veh.		Remarks
			Deluxe	ECO	
1	AP 1610 55	Bkt. Oil tank mounting	1	1	N.I.
2	AP 1410 12	Tank oil	1	1	
3	AP 1210 43	Strainer oil	1	1	
4	AP 1410 08	Cap tank oil	1	1	
5	39 1944 04	Bolt oil tank mtg. M6 x 16	3	3	
6	AP 201006	Switch oil sensor	1	1	
7	AP 1210 20	Hose oil in - Oil tank to pump	1	1	
8	AP 1410 01	Collar	3	3	
9	AP 1210 11	Pump assly. oil elec.	1	1	
10	AP 1210 68	Hose oil	1	1	
11	AP 1210 67	Oil filter	1	1	
12	AA 1410 48	Spring band clip 0.1 mm	3	3	
13	AA 1410 46	Spring band clip 0.8 mm	1	1	
14	AP 1210 72	Hose oil out	1	1	
15	AP 1011 50	Wire clip	1	1	



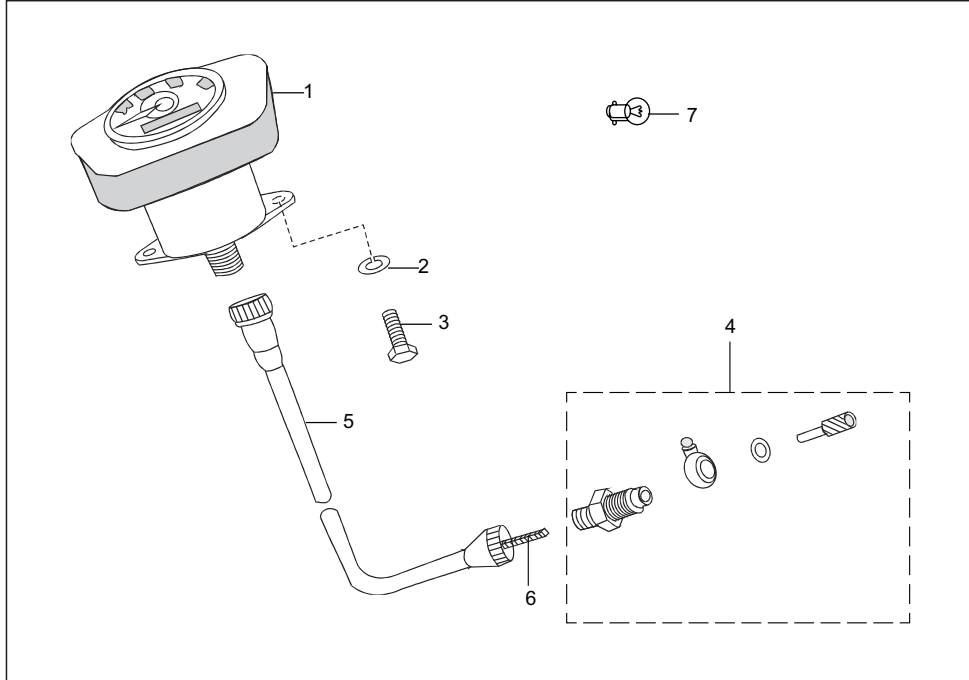
No.	Part No.	Description	Qty. per Veh.		Remarks
			Deluxe	ECO	
1	AP 1610 19	Bare chassis comp.	1	-	alt-52AP0280
1a	AP 1610 58	Bare chassis comp.	-	1	
2	AP 2310 52	Lable - RE GDI	1	1	NS
3	AP 1810 11	Lock set (forsealed coupler)	1	-	from 18.08.09
3a	AP 1810 01	Lock set	1	-	upto 17.08.09 N.I
3b	AP 1810 08	Lock set	-	1	
4	24 1613 90	Heel rest	1	1	
5	AL 1511 68	pad heel rest	1	1	
6	39 1773 04	Flanged bolt	8	4	
7	39 2484 15	Flange nut	4	4	
8	19 1611 51	Push rivet black	4	4	
9	AL 1613 11	Cover H/L LH	1	--	
10	AL 1613 12	Cover H/L RH	1	--	
11	39 1614 23	Grommet	2	2	
12	24 1902 24	Grommet	1	1	
13	AB 1612 73	Steering cover	-	1	
14	39 2374 23	Grommet	1	1	NS
15	39 2375 23	Grommet	2	2	NS
16	AL 1612 08	Cover for horn	1	-	NI



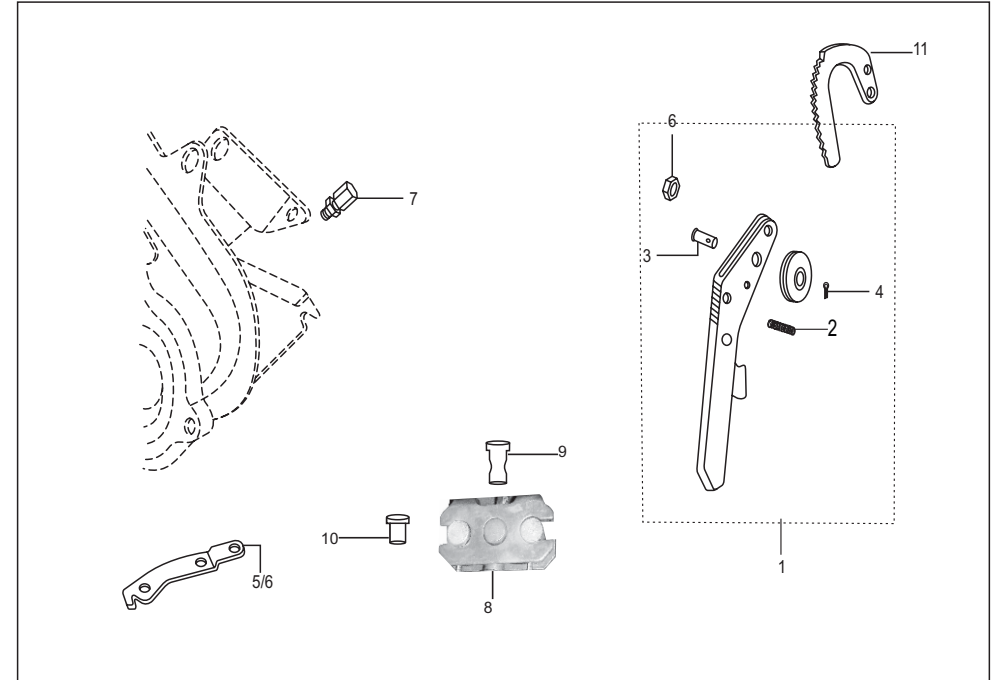
No.	Part No.	Description	Qty. per Veh.		Remarks
			Deluxe	ECO	
1	AP 1910 01	Speedometer complete	1	--	
2	59 0110 05	Screw-dashboard mounting	3	--	
3	DL 1910 20	Lamp 12V 3W	4	--	
4	AP 1910 15	Speedo cable	1	--	
5	AP 1910 21	Speedo cable inner	1	--	
6	CE 1810 15	Clip nut	15	--	
7	24 1613 67	Dashboard assly plastic	1	--	
8	24 1613 73	Switch cover	1	--	
9	24 1613 71	Cover middle portion	1	--	
10	AP 1810 02	Lock tool box (lock plate)	2	--	With Key
10a	AL 1611 72	Lock tool box (lock nut)	2	--	With Key
11	39 0001 01	Sloted ch head screw	4	--	
12	39 0291 15	Hexagon nut	4	--	
13	39 1523 01	Cheese head screw	4	--	
14	39 0242 11	Plain washer	26	--	For mtg. of Dash Board
15	05 1612 56	Clip nut	15	--	
16	AP 2010 08	Tell tale indicator assly	1	--	without lamp
17	24 1613 70	Tool box lid RH	1	--	
18	24 1613 69	Tool box lid LH	1	--	
19	CM 2010 54	Lamp 12V 2W	2	--	For AP 201008
20	24 1613 68	Tool box RH side	1	--	
21	24 2301 98	Rubber pad	2	--	
22	AL 2011 00	Mobile charger socket	1	--	



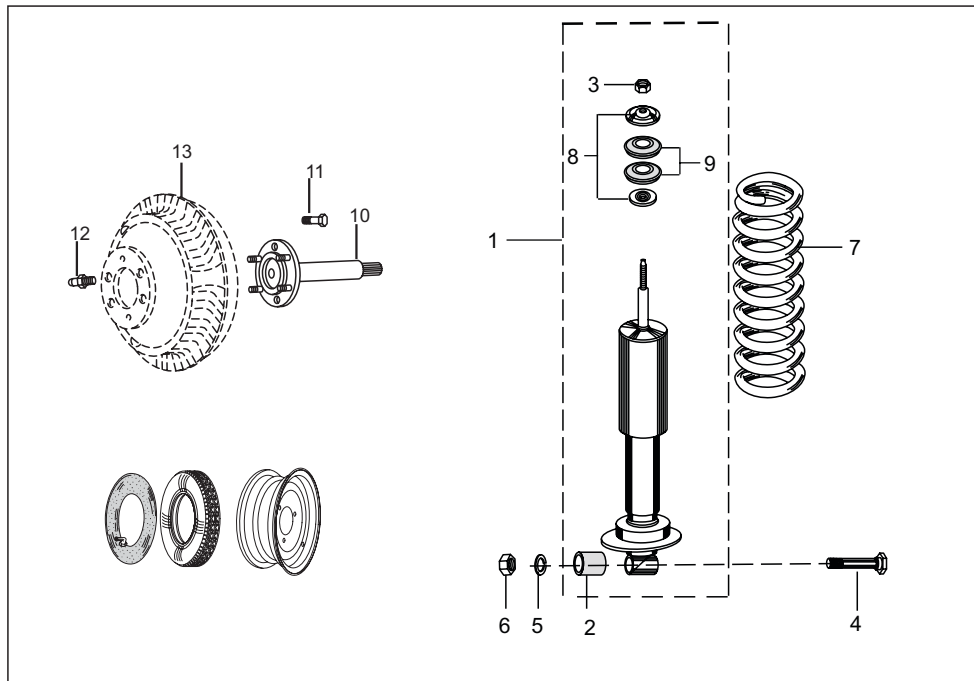
No.	Part No.	Description	Qty. per Veh.		Remarks
			Deluxe	ECO	
1	AA 1611 05	Tool box	--	1	
2	22 1608 05	Tool box door assembl	--	1	
3	AA 1611 06	Flasher bkt.	--	1	
4	01 1605 09	Hexagon bolt	--	2	
5	39 0211 11	Plain washer	--	3	
6	24 1613 63	Bracket	--	1	
7	39 0197 11	Plain washer	--	--	
8	39 0262 12	Spring washer	--	--	
9	39 0291 15	Hexagon nut	--	2	
10	39 0062 04	Hexagon bolt	--	1	
11	39 0265 12	Spring washer	--	1	
12	24 1614 09	Tool box lock-plastic	--	1	
13	06 1607 12	Holding plate for lock with key	--	1	
14	06 1607 13	Spring for lock	--	1	
15	39 0156 08	Split pin	--	1	
16	AF 1610 73	Selector switch bkt.	--	1	
17	AF 1610 41	Bracket ignition switch	--	1	
18	39 0263 12	Spring washer	--	2	
19	39 0814 11	Plain washer	--	4	
20	39 1942 04	Flange bolt	--	2	
21	39 0702 01	Screw pan cross	--	2	



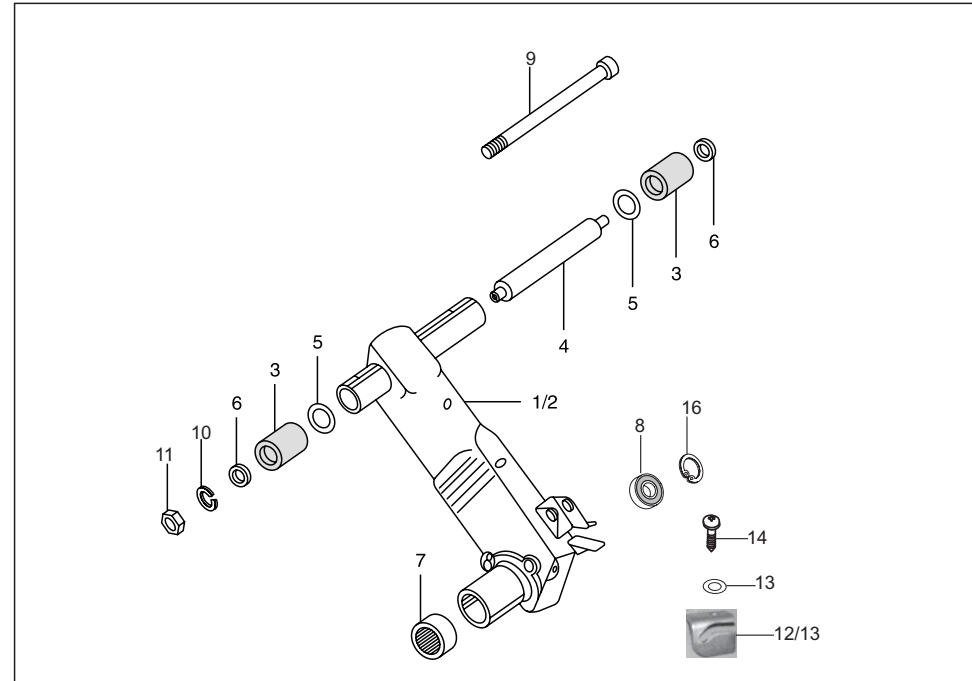
No.	Part No.	Description	Qty. per Veh.		Remarks
			Deluxe	ECO	
1	24 1911 08	Speedometer complete / lamp	--	1	
2	39 0262 12	Spring washer	--	2	NS
3	39 1350 01	Hexagon screw	--	2	
4	05 1903 01	Speedometer drive complete	--	1	NS
5	22 1910 96	Speedometer cable complete	--	1	
6	22 1910 97	Speedometer cable inner	--	1	
7	25 1910 54	Lamp 12V 2w	-	1	NS



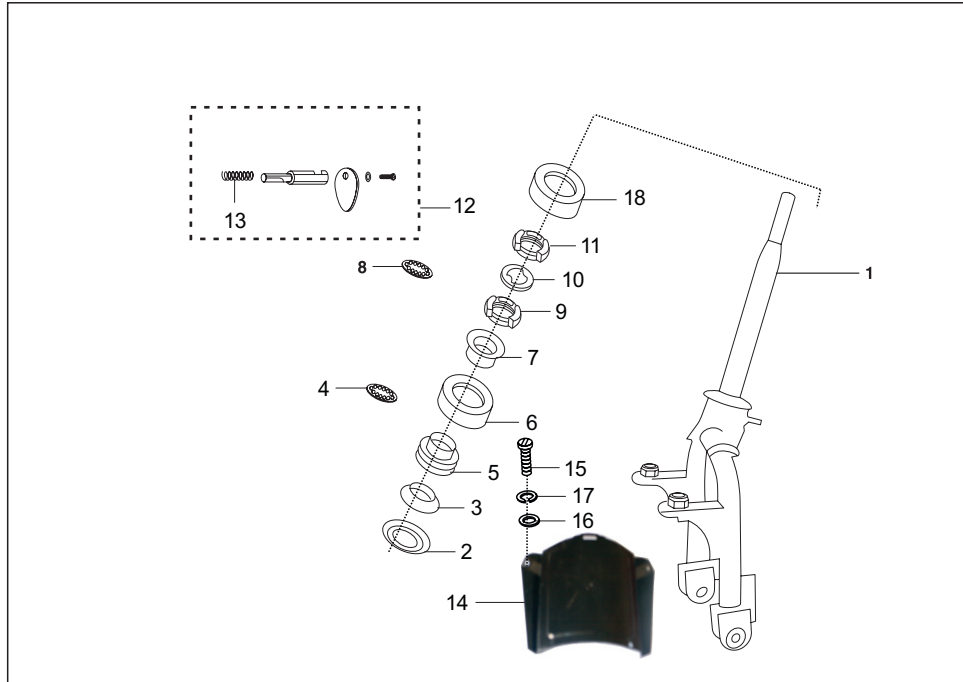
No.	Part No.	Description	Qty. per Veh.		Remarks
			Deluxe	ECO	
1	24 1510 61	Lever assly- hand brake control	1	1	
2	22 1505 24	Spring	1	1	NS
3	39 0959 09	Rivet - flat head	1	1	
4	39 0146 08	Split pin	1	1	
5	24 1511 45	Hand brake lever LH	1	1	
6	24 1511 46	Pin pivot	1	1	
7	05 1510 12	Adjuster with nut	2	2	
8	24 1510 67	Bracket rear cable guide	1	1	
9	24 1510 68	Pin rear cable guide	1	1	
10	24 1510 69	Spacer	1	1	
11	22 1505 07	Ratchet	1	1	



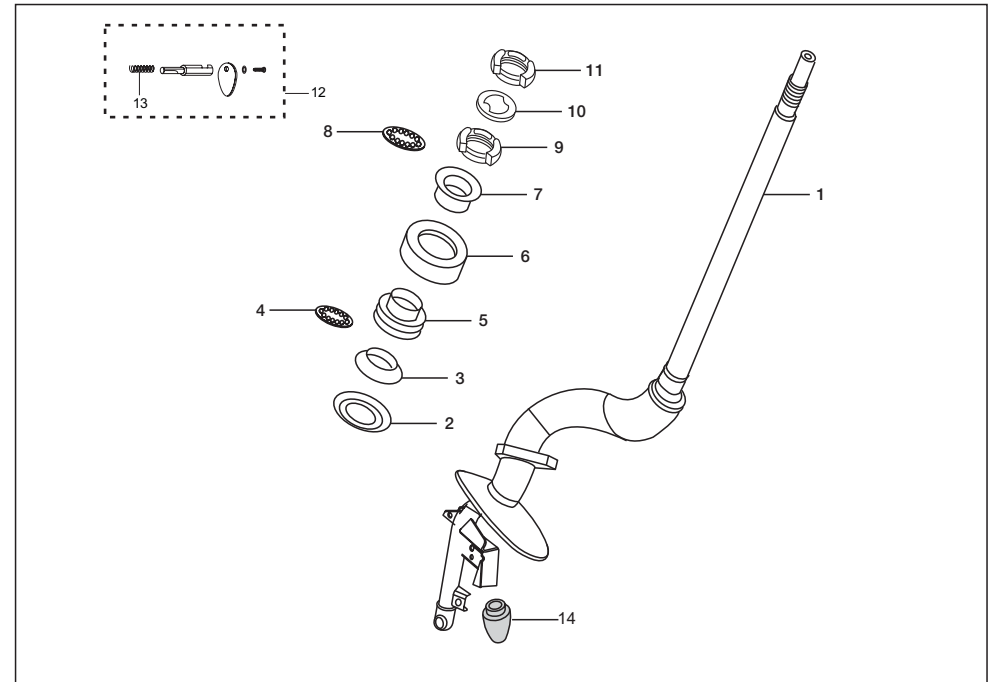
No.	Part No.	Description	Qty. per Veh.		Remarks
			Deluxe	ECO	
1	24 1710 94	Rear shock absorber	2	2	
2	24 1710 49	Mounting rubber with sleeve	2	2	
3	39 0467 15	Hexagon nut	2	2	
4	24 1705 07	Bolt for shock absorber	2	2	
5	39 1827 12	Spring washer	2	2	
6	39 0467 15	Nut	2	2	
7	24 1705 08	Rear suspension spring	2	-	
7a	BA 1710 05	Rear suspension spring	-	2	
8	24 1705 05	Cup washer top side	4	4	
9	24 1710 55	Rubber bush	4	-	
9a	AB 1710 13	Rubber bush	-	4	
10	24 1711 18	Rear axle assly.	2	2	
11	22 1704 34	Bolt for rear axle	4	4	
12	24 1710 75	Grease nipple	2	2	
13	22 1511 06	Brake drum rear	2	2	
14	24 1511 09	Wheel comp.	4	4	NS--NI
15	BB 2010 30	Wheel rim comp.	4	4	NS--NI



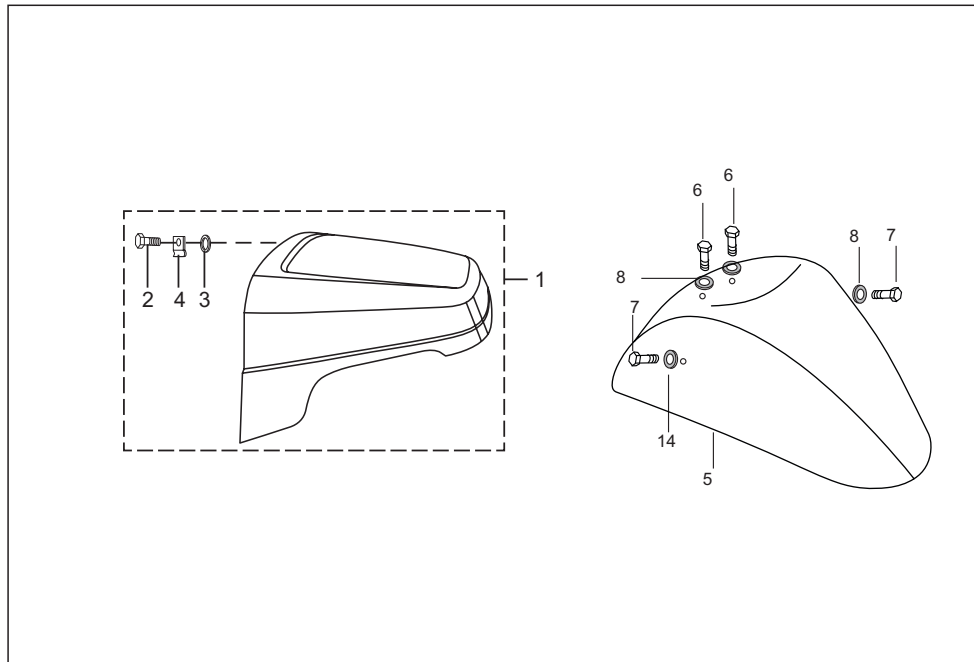
No.	Part No.	Description	Qty. per Veh.		Remarks
			Deluxe	ECO	
1	24 1711 20	Trailing arm assly. LH.	1	1	
2	24 1711 21	Trailing arm assly. RH.	1	1	
3	AA 1710 06	Silent bush	4	4	
4	AA 1710 07	Distance piece assly	2	2	
5	AA 1710 09	Spacer sintered	4	4	
6	01 1003 23	Washer	4	4	
7	59 2000 12	Needle bearing	2	2	
8	01 1003 42	Ball bearing	2	2	
9	AA 1710 11	Pivot pin assly	2	2	
10	39 0269 12	Spring washer	2	2	
11	39 1592 15	Nut	2	2	
12	24 1710 91	Bracket II LH for spring	1	1	NS
13	24 1710 92	Bracket II RH for spring	1	1	NS
14	39 0197 11	Plain washer	2	2	
15	22 1504 35	Screw	2	2	
16	39 0342 17	Internal circlip	2	2	



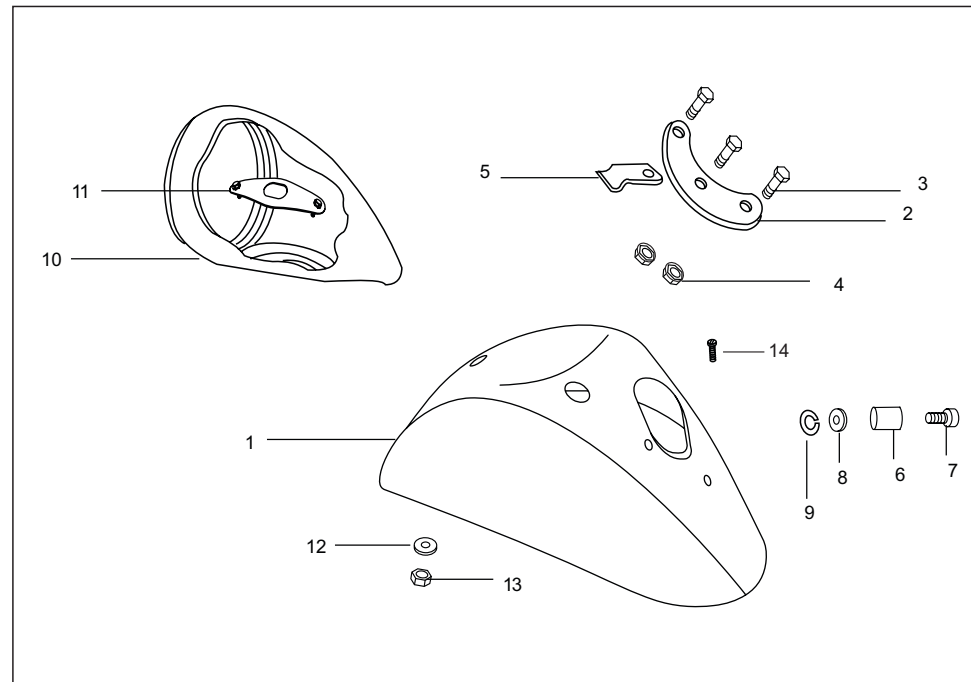
No.	Part No.	Description	Qty. per Veh.		Remarks
			Deluxe	ECO	
1	AP 1810 16	Fork assembly	1	-	
2	24 1810 34	Dust cover bottom	1	-	
3	AB 1810 11	Bearing race lower inner	1	-	
4	AB 1810 12	Balls with cage	1	-	
5	AB 1810 33	Bearing race lower outer	1	-	
6	24 1810 33	Dust cover top	1	-	
7	24 1810 46	Bearing race upper inner	1	-	
8	AB 1810 17	Steel ball with cage upper	1	-	
9	AB 1810 19	Bearing race upper outer	1	-	
10	AB 1810 20	Spacer washer bearing	1	-	
11	24 1810 47	Lock ring nut	1	-	
12	24 1810 32	Steering lock- assly.with key	1	-	
13	06 1803 03	Spring	1	-	
14	24 2301 85	Mud flap	1	-	
15	39 0071 04	Screw	2	-	
16	39 1765 11	Plain washer	2	-	
17	39 1830 12	Spring washer	2	-	
18	24 1614 43	Dust cover	1	-	



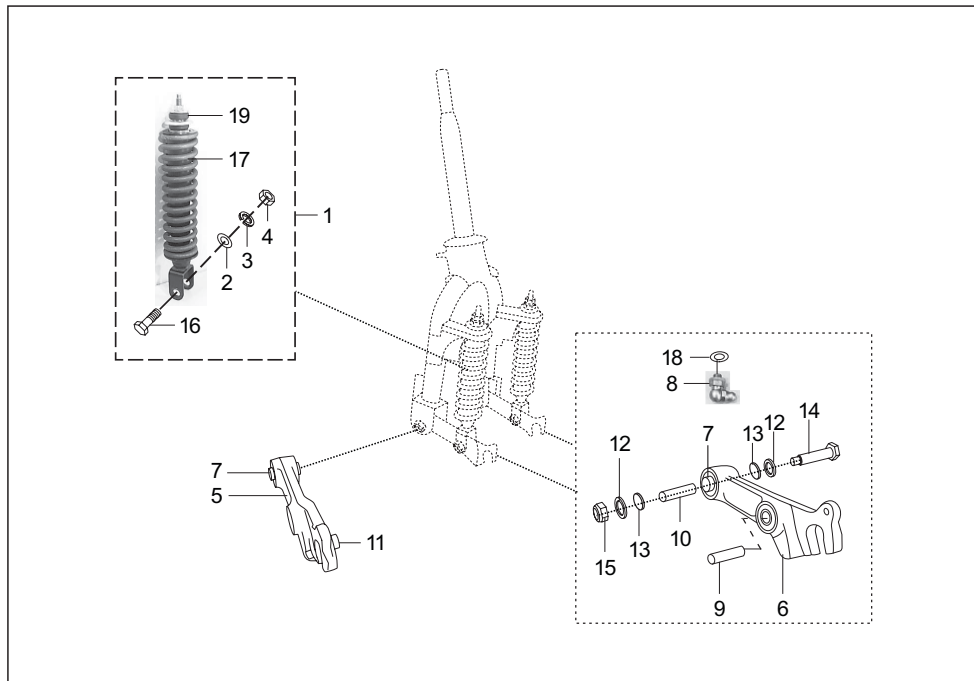
No.	Part No.	Description	Qty. per Veh.		Remarks
			Deluxe	ECO	
1	24 1810 43	Steering column assembly	-	1	
2	24 1810 34	Dust cover bottom	-	1	
3	AB 1810 11	Bearing race -low inner	-	1	
4	AB 1810 12	Steel ball with cage lower	-	1	
5	AB 1810 33	Bearing race lower outer	-	1	
6	24 1810 33	Dust cover top bearing	-	1	
7	24 1810 46	Bearing race upper inner	-	1	
8	AB 1810 17	Steel ball with cage upper	-	1	
9	AB 1810 19	Bearing race-upper outer	-	1	
10	AB 1810 20	Spacer washer bearing	-	1	
11	AB 1810 21	Look ring upper race	-	1	
12	24 1810 32	Steering look with key	-	1	
13	06 1803 03	Spring	-	1	
14	22 1810 44	Buffer rubber	-	1	



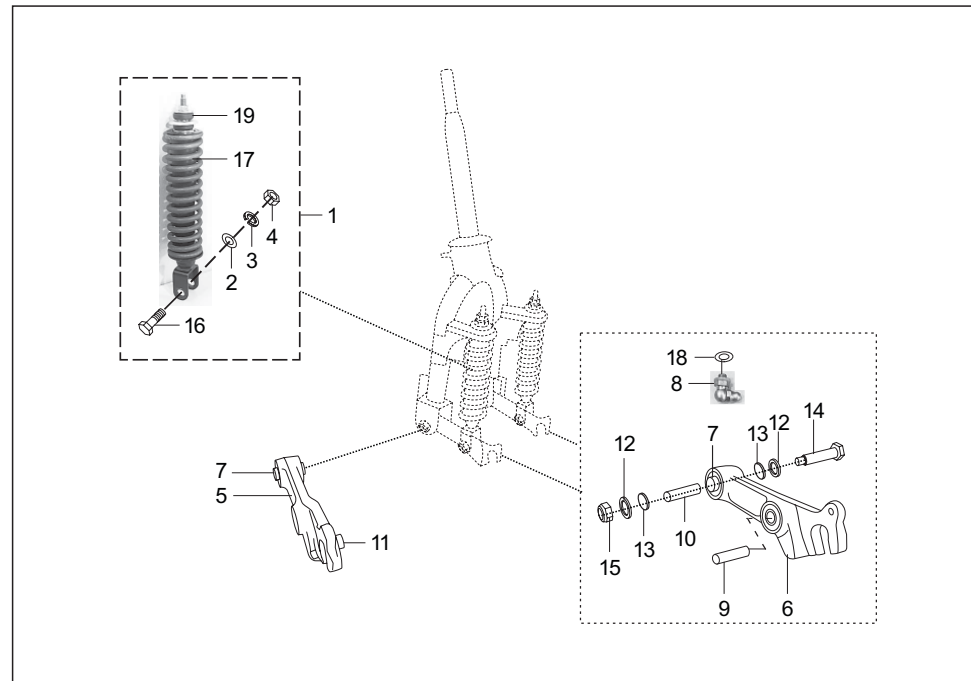
No.	Part No.	Description	Qty. per Veh.		Remarks
			Deluxe	ECO	
1	AP 1610 38	Front mudguard	1	--	NS
2	39 0505 04	Hexagon head Bolt	3	--	
3	39 0219 11	Plain washer	3	--	
4	05 1612 56	Clip nut-M6	3	--	
5	AP 2201 00	Mudguard sheet metal	1	--	
6	39 1955 04	Bolt - flanged :- small	2	--	
7	39 1944 04	Bolt - flanged	2	--	
8	39 1211 11	Washer - plain	4	--	



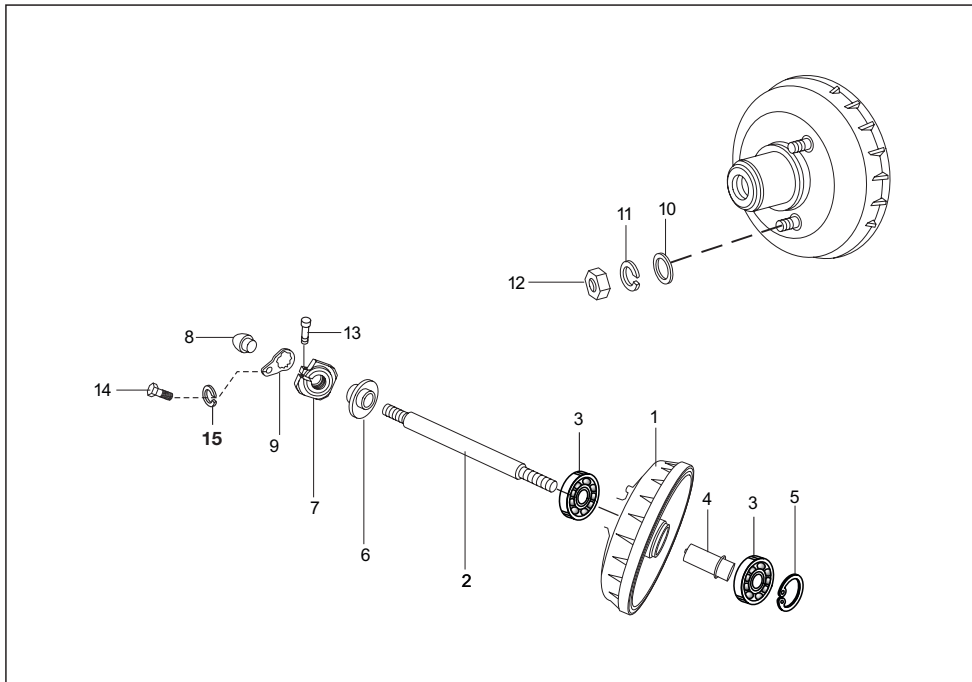
No.	Part No.	Description	Qty. per Veh.		Remarks
			Deluxe	ECO	
1	AB 1611 88	Front mudguard	--	1	NS
2	AB 1611 82	Check plate front mudguard	--	1	
3	39 1856 04	Bolt hexagon head	--	3	
4	39 0817 15	Flange nut	--	3	
5	AB 1611 59	Clip	--	1	
6	24 1710 95	Spacer	--	2	NS
7	39 0412 04	Hexagon bolt	--	1	
8	39 1211 11	Plain washer	--	2	
9	39 0263 12	Spring washer	--	2	
10	AB 2010 65	Housing head light	--	1	
11	AB 1611 83	Check plate assly. H.L.hsg.	--	1	
12	39 019811	Plain washer	--	2	
13	39 1353 15	Nyloc nut	--	2	
14	39 0062 04	Screw - hexagon head :- M6	--	1	



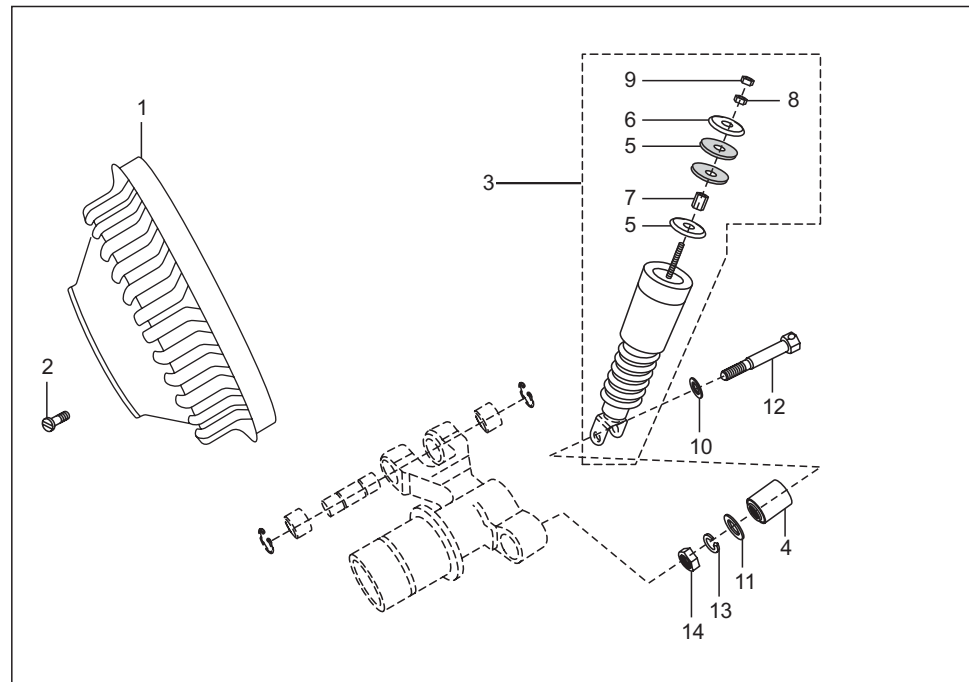
No.	Part No.	Description	Qty. per Veh.		Remarks
			Deluxe	ECO	
1	AL 1710 47	Front shock absorber	2	—	
1a	AP 1710 03	Front shock absorber	2	—	
2	39 1054 11	Plain washer	2	—	
3	39 0789 12	Spring washer	2	—	
4	39 0296 15	Hexagon nut	2	—	
5	AL 1710 91	Link assly. LH- Igus bush	1	—	
6	AL 1710 93	Link assly.RH-Igus bush	1	—	
7	AL 1710 95	Liner bush	2	—	
7a	AL 1710 48	Liner bush	2	—	
8	35 1710 40	Grease nipple	2	—	
9	AB 1710 16	Bush	2	—	
10	AL 1710 81	Bush link pivot-Igus bush	2	—	
10a	AL 1711 15	Bush link pivot	2	—	
11	AL 1710 58	Locking pin	2	—	
12	39 1562 21	"O" ring-Igus bush	4	—	
12a	39 1271 21	"O" ring	4	—	
13	AL 1711 04	Cap Link pivot -Igus bush	4	—	
13a	AL 1710 50	Cap Link pivot	4	—	
14	AL 1710 51	Bolt for link pivot	2	—	



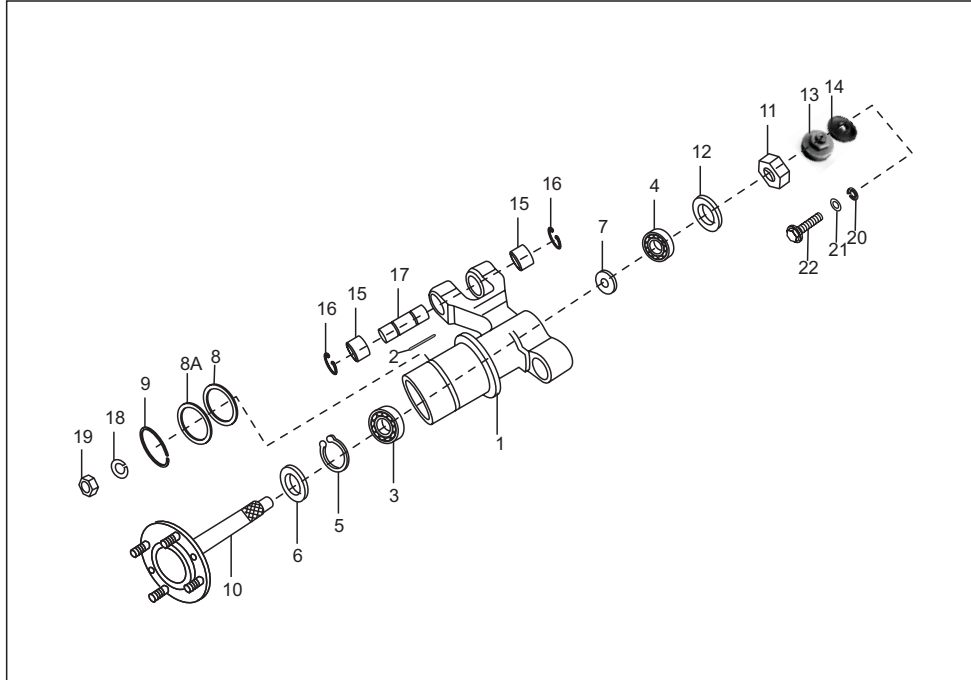
No.	Part No.	Description	Qty. per Veh.		Remarks
			Deluxe	ECO	
15	39 0939 15	Hex nyloc nut	2	—	
16	39 2516 04	Shoulder bolt	2	—	
17	AP 1710 01	Spring Fr. suspension	2	—	
18	39 0740 11	Washer (Non metaiiic)	2	—	
19	AL 1710 67	Rubber bush	2	—	



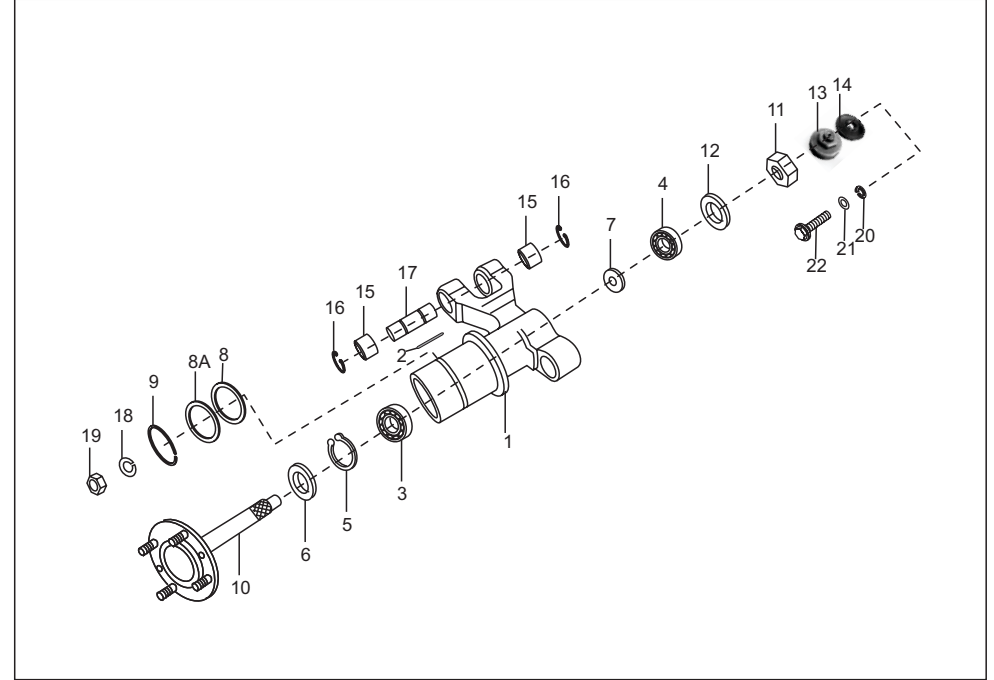
No.	Part No.	Description	Qty. per Veh.		Remarks
			Deluxe	ECO	
1	AP 1510 12	Fr. brake drum	1	--	
1a	AP 1510 19	Fr. brake drum	1	--	With oil seal arrangement
2	AP 1510 02	Front wheel axle	1	--	
3	39 2240 20	Ball bearing	2	--	
4	AL 1510 05	Distance piece assly.	1	--	
4a	AP 1510 25	Distance piece assly	1	--	For AP 1510 19
5	39 2464 17	Circlip	1	--	
6	AP 1510 26	Spacer assly.	1	--	For AP 1510 19
7	AL 1510 89	Special nut-M16	2	--	
8	AL 1510 11	Collar nut	2	--	
9	AL 1510 12	Locking clip	2	--	
10	39 1180 11	Plain washer	4	--	
11	39 1829 12	Spring washer	4	--	
12	39 0312 15	Hex nut.	4	--	
13	39 2038 04	Hex socket head bolt	2	--	
14	39 1079 01	Hex head screw-locking clip	2	--	For locking clip
15	39 0263 12	Spring washer-locking clip	2	--	For locking clip
16	39 1737 19	Oil Seal	2	--	



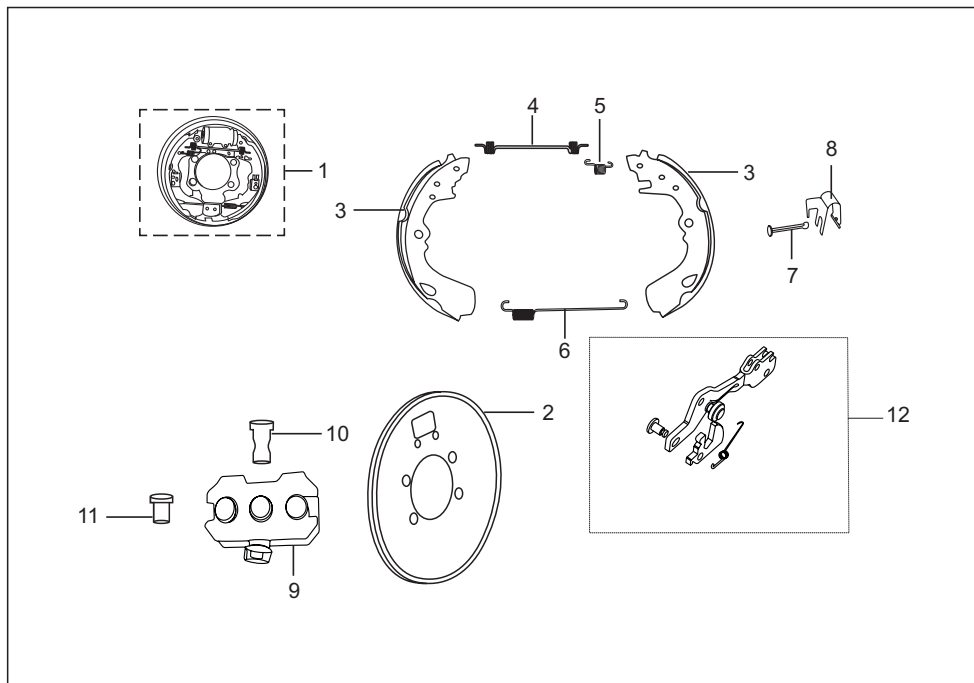
No.	Part No.	Description	Qty. per Veh.		Remarks
			Deluxe	ECO	
1	22 1511 06	Brake drum	--	1	
2	39 0001 01	Slot csk hd screw	--	2	
3	24 1711 37	Front shock absorber	--	1	
4	AB 1710 16	Bush	--	1	
5	AB 1710 13	Top rubber bush	--	2	
6	AB 1710 14	Locating cup rubber bush	--	2	
7	AB 1710 15	Spacer nut spring cup	--	1	
8	39 0295 15	Hexagon nut	--	1	
9	39 0301 15	Hexagon nut	--	1	
10	39 0543 11	Plain washer	--	1	
11	39 1054 11	Plain washer	--	1	
12	AB 1710 31	Shoulder bolt	--	1	
13	39 0789 12	Washer spring	--	1	
14	39 0296 15	Hexagon nut	--	1	



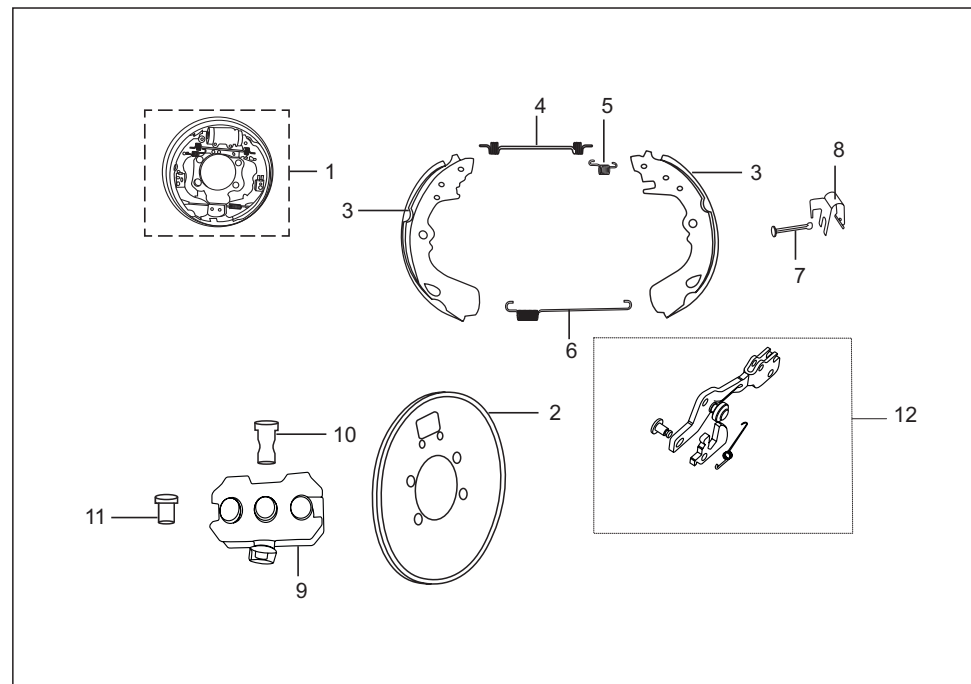
No.	Part No.	Description	Qty. per Veh.		Remarks
			Deluxe	ECO	
1	24 1711 36	Front wheel hub assly	-	1	
2	03 1701 09	Pin	-	1	
3	39 2550 20	Ball bearing	-	1	
4	39 23 6220	Bearing	-	1	
5	39 0342 17	Intrnal circlip	-	1	
6	22 1701 15	Oil seal	-	1	
7	22 1701 17	Spacer	-	1	
8	AB 1710 32	Belleville washerl	-	1	
8A	AB 1710 33	Spacer -Barke panel	-	1	
9	39 2444 17	External circlip	-	1	
10	AB 1710 34	FR wheel axle assly	-	1	
11	01 1701 19	Nut	-	1	
12	22 1701 18	Spacer	-	1	
13	AB 1710 22	Grease cup nut	-	1	
14	AB 1710 23	Cap-FR wheel hub	-	1	



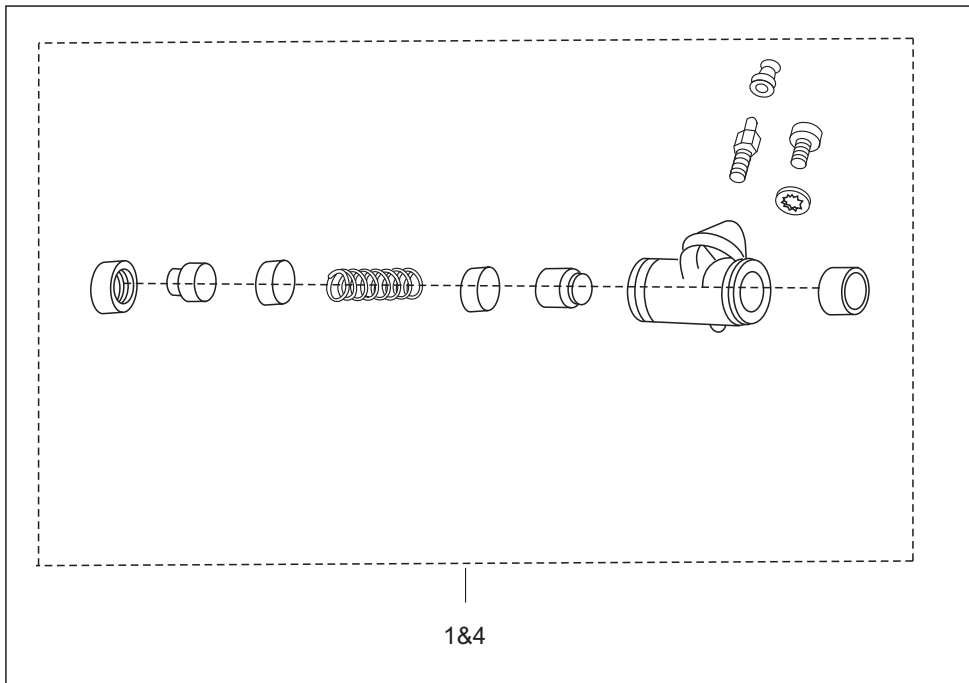
No.	Part No.	Description	Qty. per Veh.		Remarks
			Deluxe	ECO	
16	39 2357 17	Internal circlip	-	2	
17	24 1711 29	Pivot pin fr wh hub	-	1	
18	39 1828 12	Spring washer	-	4	
19	39 0694 15	Hex nut	-	4	
20	39 0261 12	Spring washer	-	1	
21	39 0842 11	Plain washer	-	1	
22	39 0840 01	Screw	-	1	



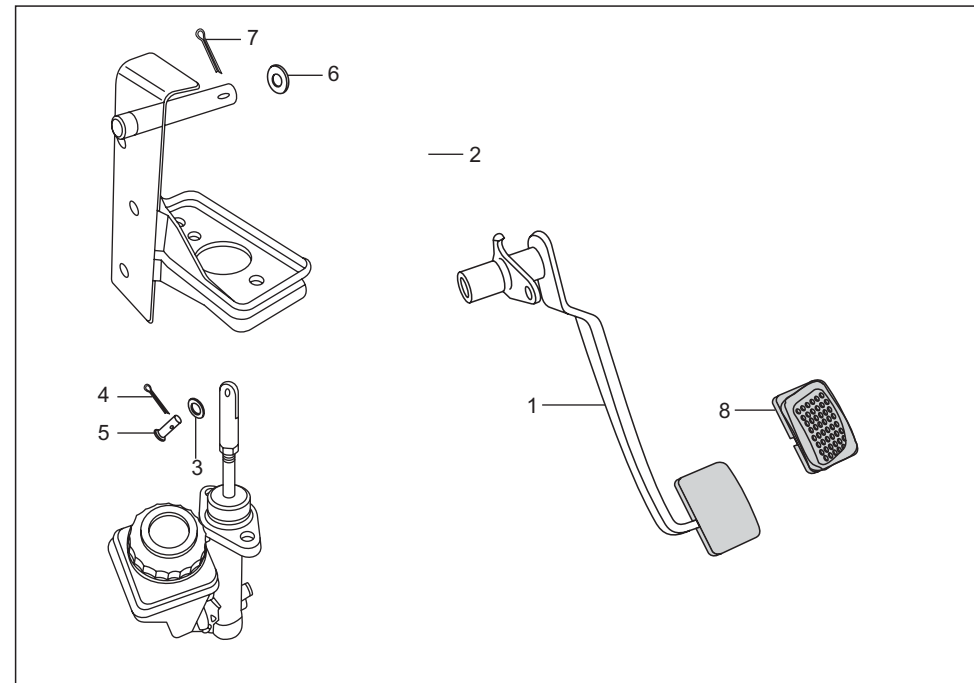
No.	Part No.	Description	Qty. per Veh.		Remarks
			Deluxe	ECO	
1	AP 1510 15	Panel assly. front	1	1	
1a	24 1511 19	Panel assly LH	1	1	
1b	24 1511 20	Panel assly RH	1	1	
2	AP 1510 17	Back panel assly front	1	1	
2a	24 1511 74	Back plate assly. LH	1	1	
2b	24 1511 78	Back Plate assly. RH	1	1	
3	24 1511 36	Brake shoe assly.	3	3	
4	24 1511 33	Spring main	3	3	
5	24 1511 34	Spring strut LH holding	3	3	
6	24 1511 35	Spring shoe holding	3	3	
7	24 1511 37	Pin pivot shoe	6	6	
8	24 1511 38	Spring shoe clamping	6	6	



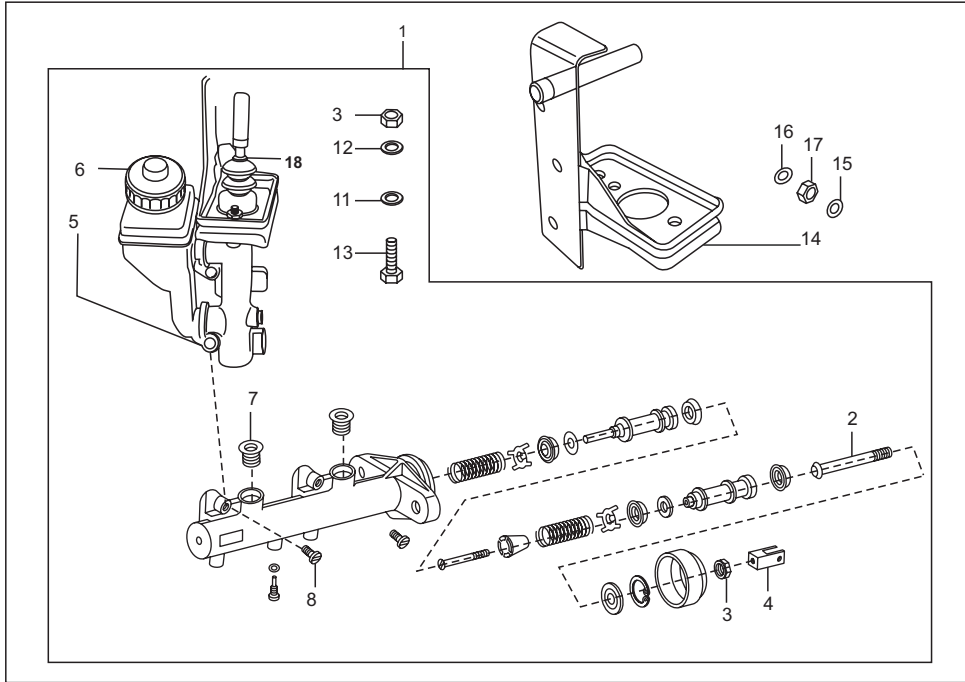
No.	Part No.	Description	Qty. per Veh.		Remarks
			Deluxe	ECO	
9	24 1510 67	Bracket rear cable guide	1	1	
10	24 1510 68	Pin rear cable guide	1	1	
11	24 1510 69	Spacer	1	1	
12	24 1511 69	Strut assembly front complete	1	1	
12a	24 1511 76	Strut assembly LH complete	1	1	
12b	24 1511 80	Strut assembly RH complete	1	1	
13	24 1511 70	Ratchet kit (Fr. & LH)	1	1	N.I
13a	24 1511 81	Ratchet kit (RH)	1	1	N.I
14	24 1511 71	Brake shoe kit	1	1	N.I
15	24 1511 72	Shoe clamp spring kit	1	1	N.I
16	24 1511 73	Spring kit (Common for Front & LH)	1	1	N.I
16a	24 1511 82	Spring kit RH	1	1	N.I
17	24 1511 68	Auto adjuster assly front	1	1	N.I
17a	24 1511 79	Auto adjuster assly rear RH	1	1	N.I



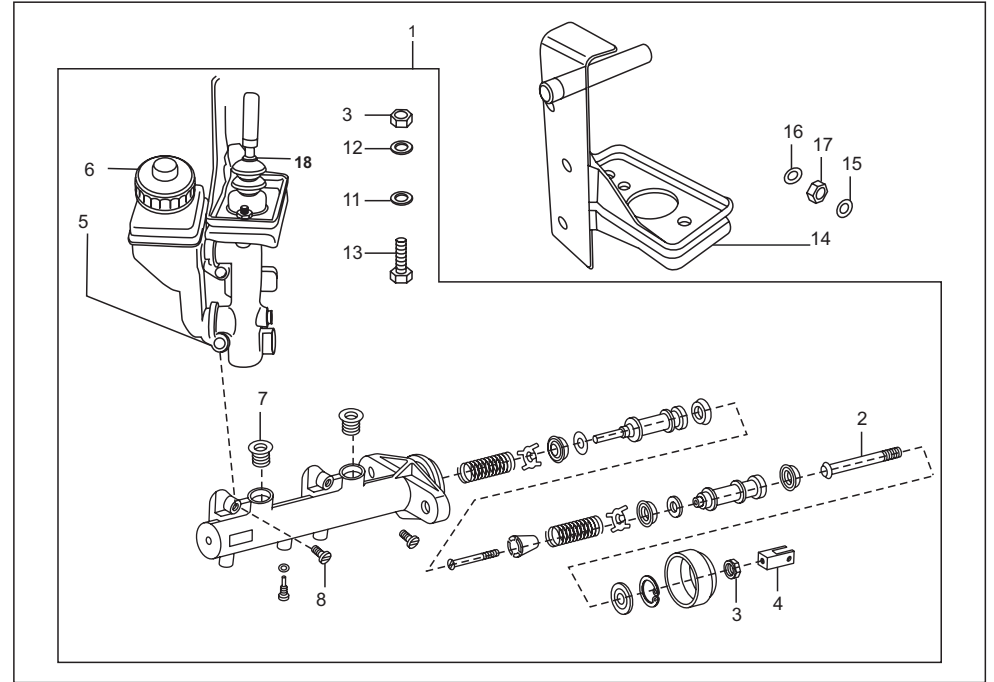
No.	Part No.	Description	Qty. per Veh.		Remarks
			Deluxe	ECO	
1	24 1511 63	Wheel cylinder assly. (front)	1	1	
2	24 1511 07	Major kit	1	1	N.I
3	24 1511 08	Minor kit	1	1	N.I
4	24 1511 64	Wheel cylinder (rear)	1	1	
5	24 1511 13	Major kit	1	1	N.I
6	24 1511 14	Minor kit	1	1	N.I



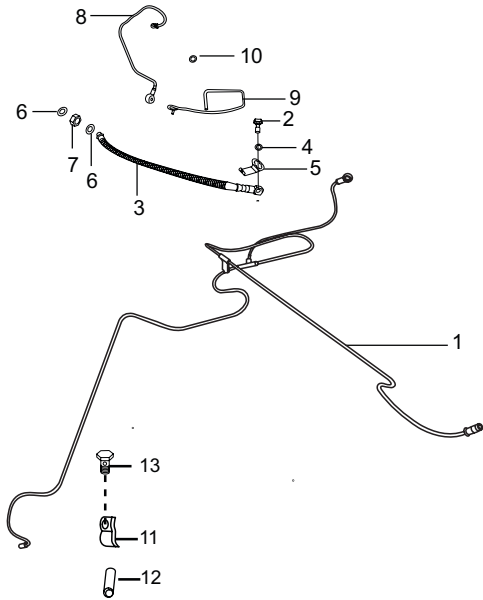
No.	Part No.	Description	Qty. per Veh.		Remarks
			Deluxe	ECO	
1	AB 1511 26	Brake pedal assembly	1	1	
2	AB 1510 14	Spring brake pedal retainer	1	1	
3	39 0208 11	Plain washer	2	2	
4	39 0147 08	Split pin	1	1	
5	39 1702 07	Clevis pin with head	1	1	
6	39 0199 11	Plain washer	1	1	
7	39 0146 08	Split pin	1	1	
8	BA 1910 29	Pad brake pedal	1	1	



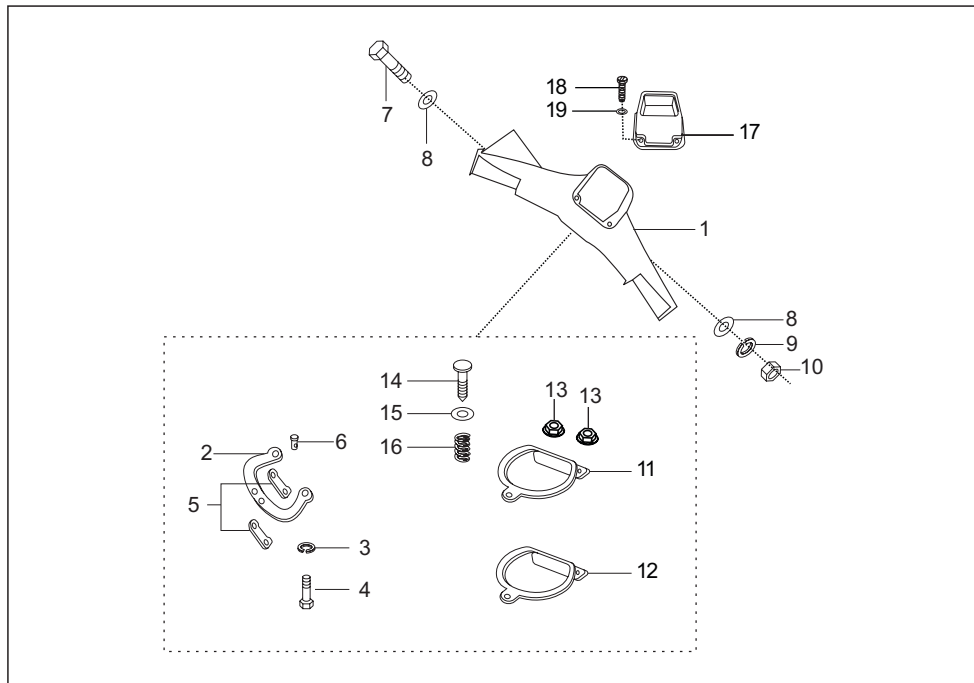
No.	Part No.	Description	Qty. per Veh.		Remarks
			Deluxe	ECO	
1	AB 1510 63	TMC comp with oil container	1	1	
1a	24 1511 55	TMC comp with oil container	1	1	
2	AB 1510 69	Push rod complete	1	1	
2a	24 1510 87	Push rod complete	1	1	
3	39 0294 15	Hexagon nut	3	3	
3a	24 1510 94	Hexagon nut	3	3	
4	AB 1510 07	Fork brake actuation	1	1	
4a	24 1510 90	Fork rod push	1	1	
5	AB 1511 04	Oil container with cap	1	1	
5a	AB 1510 54	Oil container with cap	1	1	
6	AB 1511 05	Cap br. oil reservoir	1	1	
6a	AB 1510 72	Cap br. oil reservoir	1	1	
7	AB 1510 71	Grommet oil reservoir	2	2	
8	39 0761 01	Screw pan cross	2	2	
8a	24 1510 93	Screw reservoir mtg.	2	2	
9	AB 1510 73	Major kit	1	1	
9a	24 1510 97	Major kit	1	1	
10	AB 1510 74	Minor kit	1	1	
10a	24 1510 98	Minor kit	1	1	



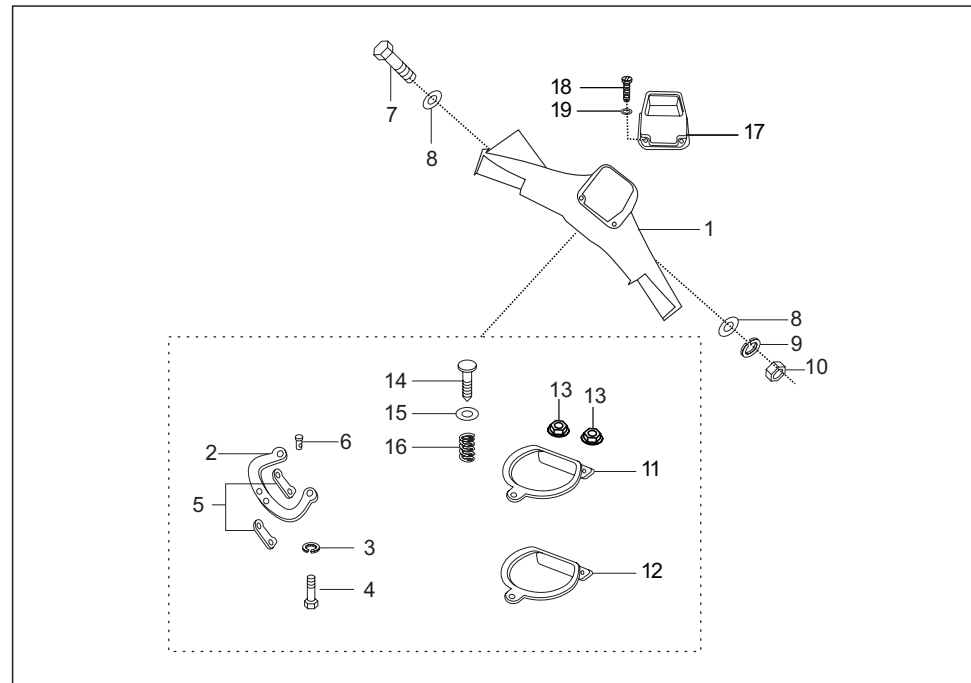
No.	Part No.	Description	Qty. per Veh.		Remarks
			Deluxe	ECO	
11	39 1224 11	Plain washer	2	2	
12	39 1582 11	Plain washer	2	2	NS
13	39 1389 04	Hexagon bolt	2	2	
14	BA 1611 34	Bracket master cylinder mtg.	1	1	
15	39 0200 11	Plain washer	3	3	NS
16	39 0265 12	Plain washer	3	3	NS
17	39 0310 15	Hex nut	3	3	NS
18	24 1510 79	Boot ring	1	1	



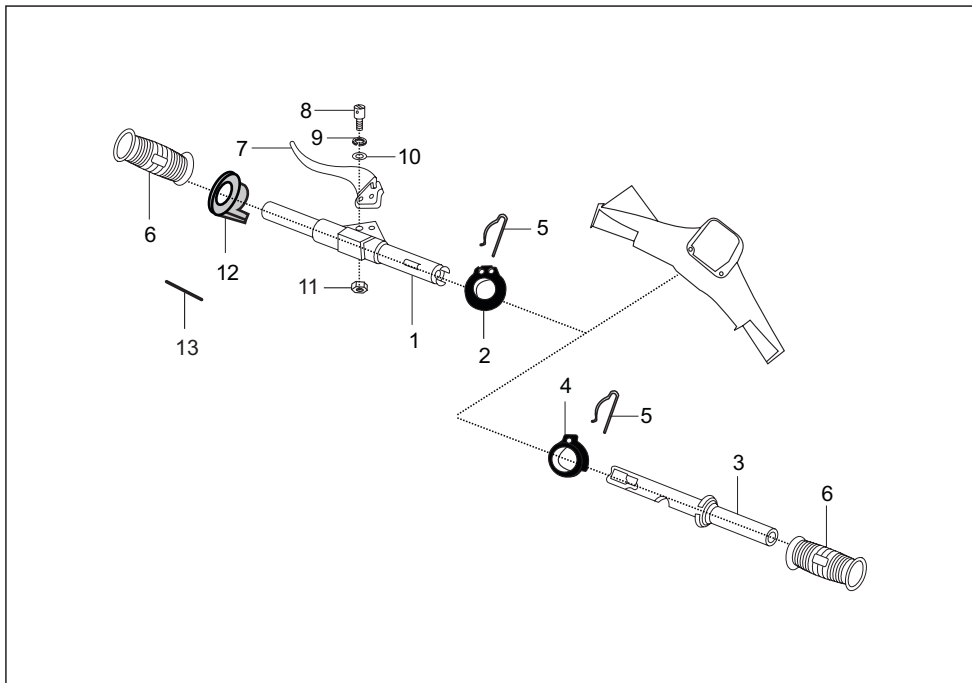
No.	Part No.	Description	Qty. per Veh.		Remarks
			Deluxe	ECO	
1	AA 1510 36	Single piece brake pipe	1	1	
2	21 1504 22	Packing	2	2	
3	AL 1511 86	Flexible brake front	1	1	
4	AB 1510 49	Banjo bolt	1	1	
5	AB 1510 51	Lock clip banjo bolt	1	1	
6	39 1663 11	Plain washer	2	2	
7	39 1753 15	Hexagon nut	1	1	
8	AB 1510 52	Brake pipe assly front	1	1	
9	DD 1610 13	Guide flexible hose	1	1	
10	21 1504 22	Packing	2	2	
11	24 1504 06	Clamp for sleeve	2	2	
12	24 1504 07	Sleeve	2	2	
13	22 1504 35	Hex bolt	2	2	



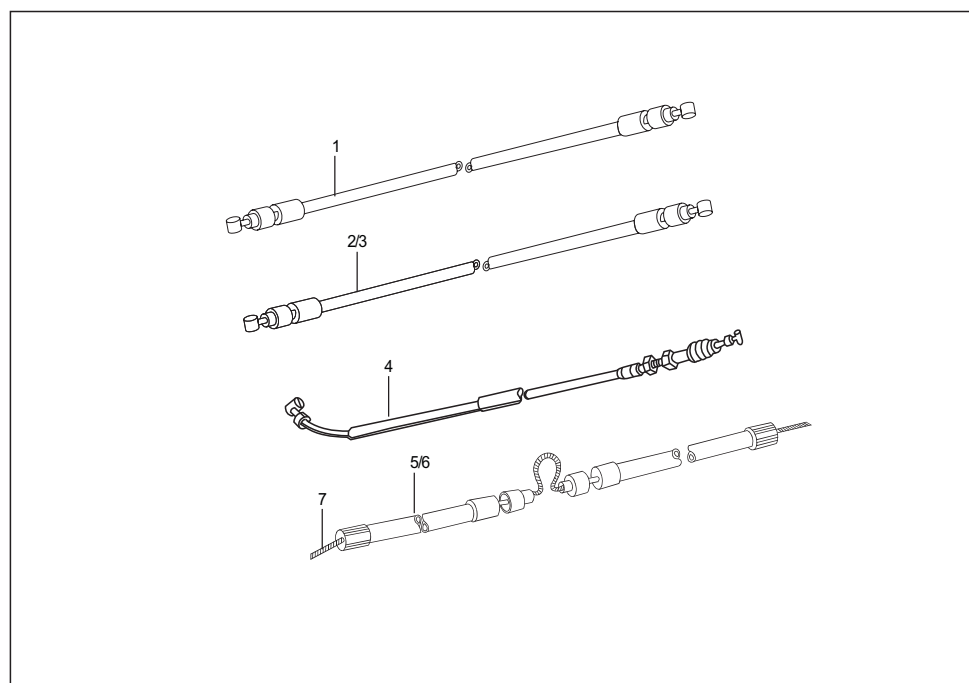
No.	Part No.	Description	Qty. per Veh.		Remarks
			Deluxe	ECO	
1	AP 1610 48	Handle bar body	1	—	
1a	22 1810 25	Handle bar body	—	1	
2	22 1810 58	Steering lock plate	1	1	
3	39 1830 12	Spring washer	2	2	
4	39 1379 04	Hex head screw	2	2	
5	21 1802 07	Lining -steering lock plate	2	2	
6	39 0192 10	Eyelet rivet	2	2	
7	39 1377 04	Hex. bolt with collar	1	1	
8	39 0201 11	Plain washer	2	2	
9	39 1829 12	Spring washer	1	1	
10	39 0296 15	Hex nut	1	1	
11	AB 1810 22	Lower plate assly	1	1	
12	AB 1810 23	Upper plate assembly	1	1	
13	39 2295 15	Flange nut	2	2	
14	21 1803 07	Knob	1	1	
15	39 0198 11	Plain washer	1	1	



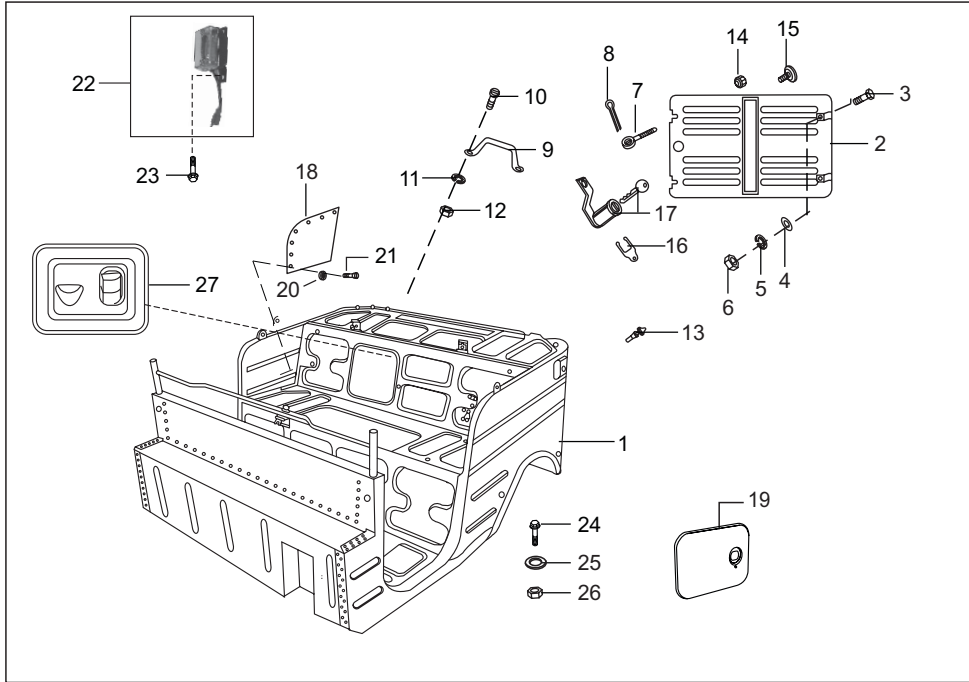
No.	Part No.	Description	Qty. per Veh.		Remarks
			Deluxe	ECO	
16	21 1803 08	Spring	1	1	
17	AP 1610 47	Handle bar top cover	1	—	
17a	AP 1810 09	Handle bar top cover	—	1	
18	KB UC04 10	Screw	3	3	
19	39 2451 11	Plain washer	3	3	



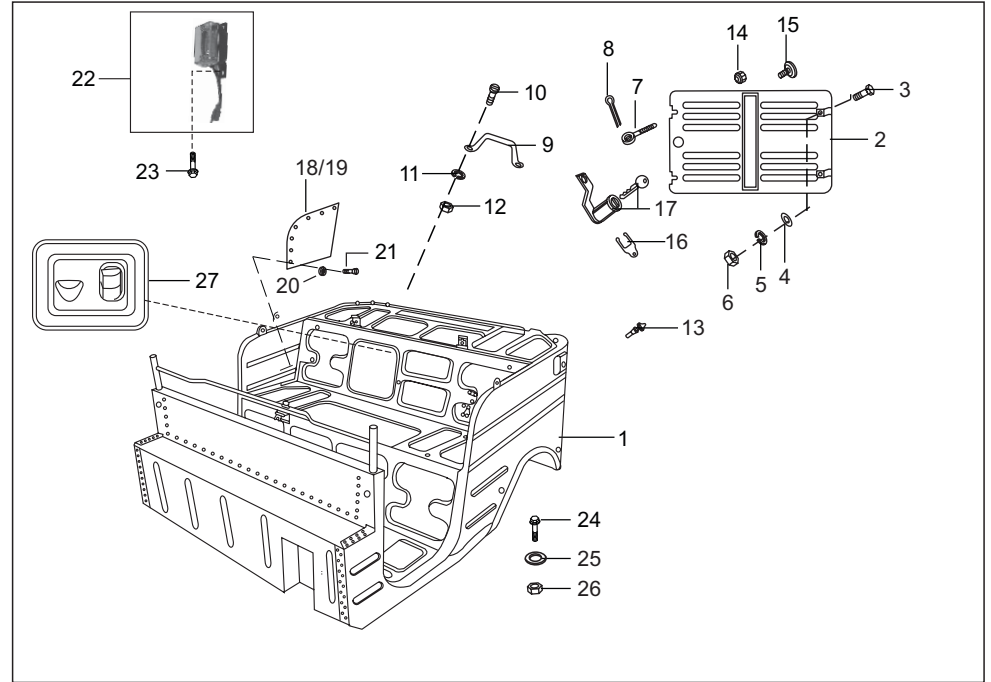
No.	Part No.	Description	Qty. per Veh.		Remarks
			Deluxe	ECO	
1	AP 1910 16	Tube assembly gear control	1	1	
2	24 1911 00	Pulley gear control	1	1	
3	24 1910 98	Tube assly. throttle.new hbr	1	1	
4	24 1911 01	Pulley gas control	1	1	
5	CM 1910 49	Spring clip	2	2	
6	06 1910 89	Hand grip	2	2	
7	AP 1910 17	Clutch lever	1	1	
8	24 1911 05	Special screw	1	1	
9	01 1902 05	Spring washer	1	1	
10	03 1902 06	Plain washer	1	1	
11	39 0326 15	Nylock nut	1	1	
12	24 1910 18	Ring gear indicator	1	1	
13	LH C000 01	Spring clip	1	1	



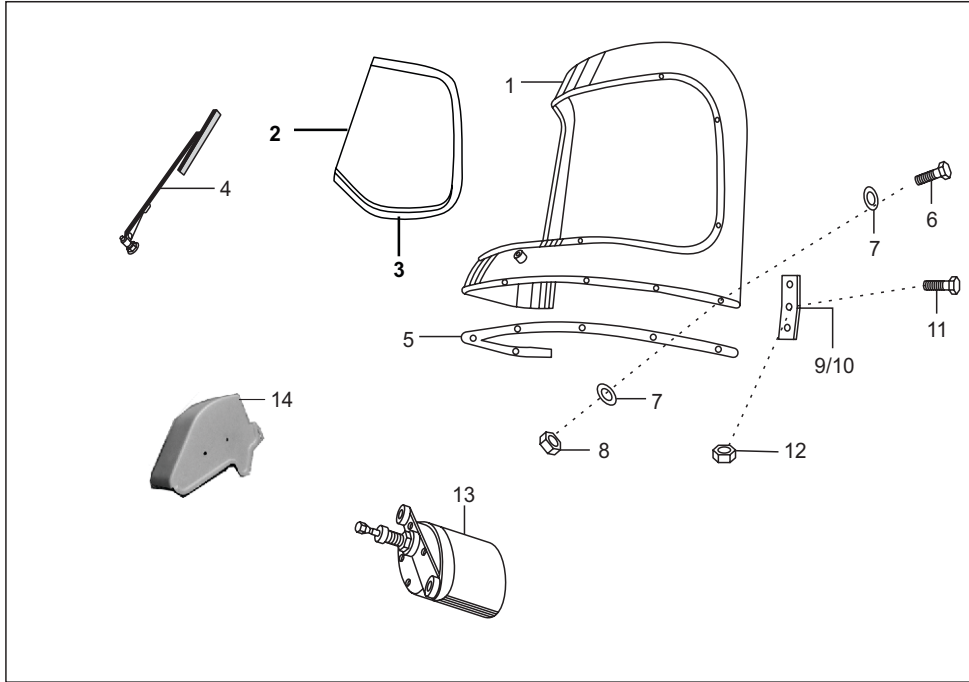
No.	Part No.	Description	Qty. per Veh.		Remarks
			Deluxe	ECO	
1	AP 1910 13	Throttle cable comp.	1	1	
2	AP 1910 23	Gear cable com. White	1	1	
3	AP 1910 24	Gear cable comp-Black	1	1	
4	AP 1910 12	Clutch cable comp.	1	1	
5	24 1510 59	H brake cable rear	1	1	For Auto adj. brake
6	24 1510 58	H brake cable front	1	1	For Auto adj. brake
7	24 1505 02	H. brake cable inner	2	2	
8	24 1614 67	Sleeve PVC- gear cable	1	1	N.I
9	AF 1213 28	bellow for acc cable	1	1	N.I



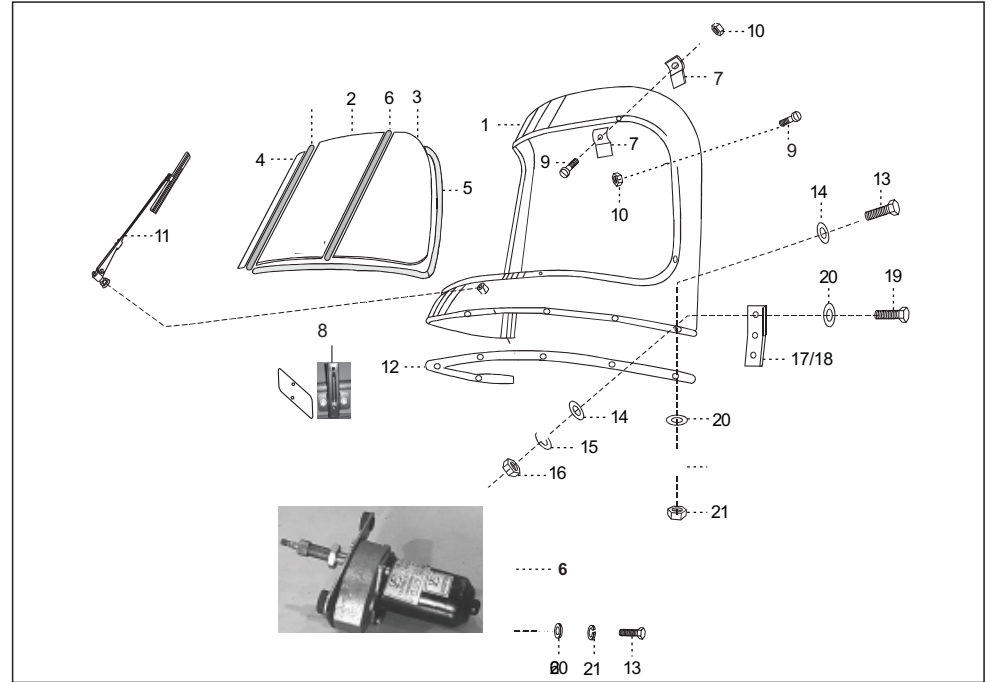
No.	Part No.	Description	Qty. per Veh.		Remarks
			Deluxe	ECO	
1	AP 2310 09	Body assembly complete	1	—	alt-52AP0279
1a	AS 2300 02	Body assembly complete	—	1	
2	BA 2310 58	Rear door assembly	1	1	
3	39 0096 04	Bolt	2	2	
4	39 0199 11	Plain washer	2	2	
5	39 0264 12	Spring washer	2	2	
6	39 0293 15	Hexagon nut	2	2	
7	01 1401 16	Tie rod	2	2	
8	39 0147 08	Split pin	2	2	
9	22 2301 40	Handle	2	2	
10	39 0044 01	Screw	4	4	
11	39 1830 12	Spring washer	4	4	
12	39 0291 15	Hexagon nut	4	4	
13	24 2315 06	Rubber pad	4	4	
14	24 2312 45	Knob for rear door	2	2	



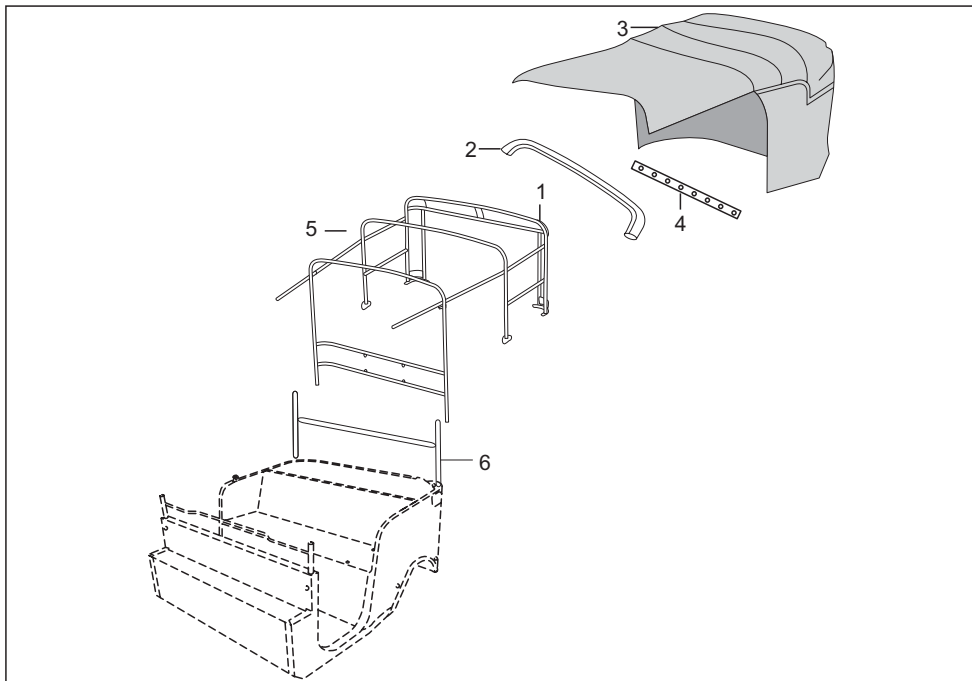
No.	Part No.	Description	Qty. per Veh.		Remarks
			Deluxe	ECO	
16	01 1607 17	Lock clip	1	1	
17	24 2313 60	Lock for door with key	1	1	
18	24 2303 21	Side panel cover	1	1	
19	24 2303 22	Side panel cover	1	1	
20	39 0365 13	Cup washer	12	12	
21	39 0364 02	Slotted pan he. tapping screw	12	12	
22	AF 2010 81	Engine cabin light.	1	1	
23	39 2208 04	Flange bolt	2	2	
24	39 1681 04	Flange bolt	8	8	
25	39 0230 11	Plain washer	8	8	
26	39 2479 15	Flange nut	8	8	
27	AP 2310 21	Plate assly air intake	1	1	



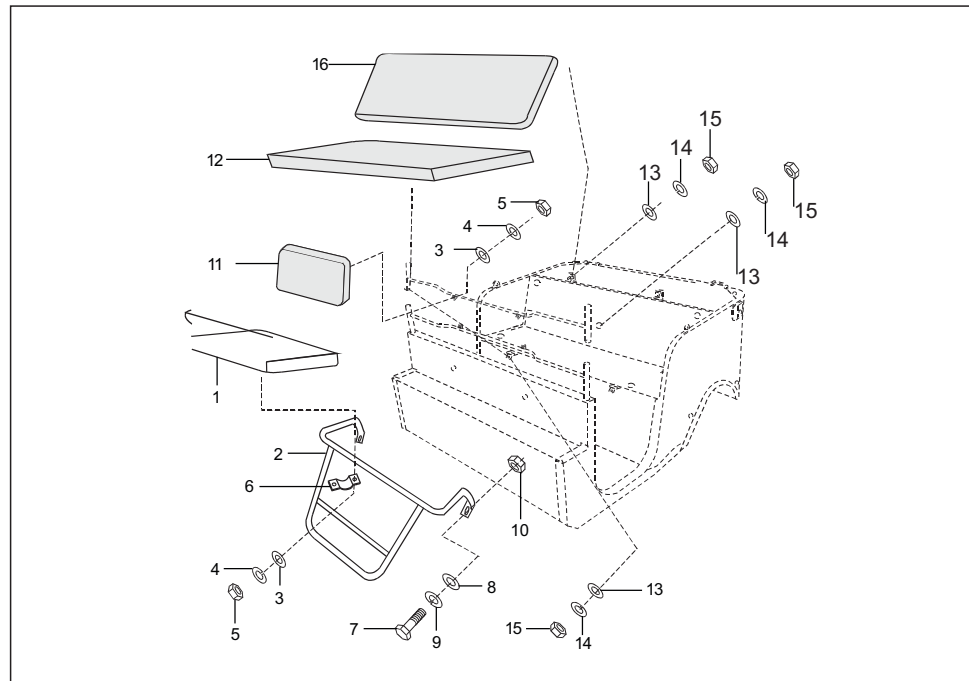
No.	Part No.	Description	Qty. per Veh.		Remarks
			Deluxe	ECO	
1	AL 2410 25	Wind shield assly	1	-	
2	AA 2310 22	Glass one piece (windshield)	1	-	
3	AA 2310 26	Rubber beading	1	-	
4	AL 2410 23	Wiper assly	1	-	
5	AL 2412 85	Packing for shield & wind shield	1	-	NS
6	39 0085 04	Bolt	9	-	
7	39 0258 11	Plain washer	18	-	
8	39 2484 15	Flange nut	9	-	
9	AB 2310 09	Joint plate LH	1	-	
10	AB 2310 08	Joint plate RH	1	-	
11	39 0071 04	Bolt hex head	4	-	
12	39 2484 15	Flanged nut	4	-	
13	AP 2010 57	Wiper motor	1	-	
14	AL 1613 83	Cover wiper motor	1	-	
15	39 1698 01	Screw Pan Cross	1	-	NR
16	39 1501 11	Plain Washer	2	-	NR



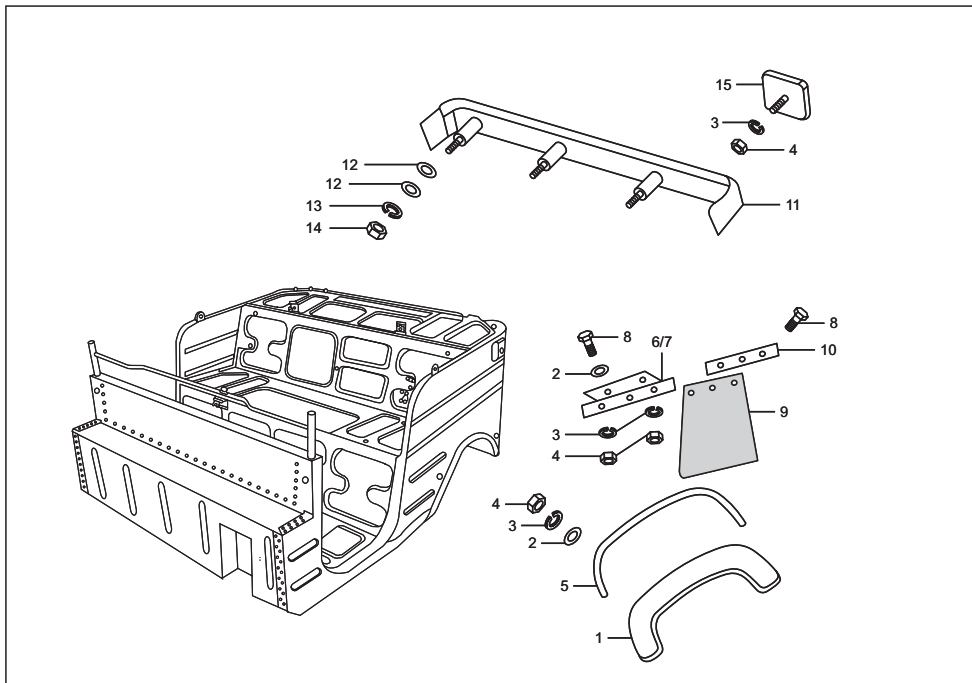
No.	Part No.	Description	Qty. per Veh.		Remarks
			Deluxe	ECO	
1	24 2313 40	Windshield complete	--	1	
2	22 2312 58	Central glass (Laminated Saf.)	--	1	
3	24 2314 52	Side glass L.H.	--	1	
4	24 2314 53	Side glass R.H.	--	1	
5	22 2311 42	Rubber beading	--	1	
6	24 2014 08	Wiper motor	--	1	
7	22 2312 80	Strip for w ' shield glass	--	8	N.I
8	22 1612 38	No. plate bracket	--	2	
9	39 0038 01	Screw - M4	--	8	NS
10	39 0287 15	Hexagon nut	--	8	
11	22 2306 35	Wiper assembly	--	1	
12	AL 2410 33	Rubber packing	--	1	NS
13	39 0085 04	Bolt	--	11	
14	39 0258 11	Plain washer	--	18	
15	39 1830 12	Spring washer	--	9	
16	39 0291 15	Hexagon nut	--	9	
17	AB 2310 09	Joint plate L.H.	--	1	
18	AB 2310 08	Joint plate R.H.Pigtail	--	1	
19	39 0071 04	Hexagon bolt	--	6	
20	39 0197 11	Plain washer	--	14	
21	39 0291 15	Hexagon nut	--	6	



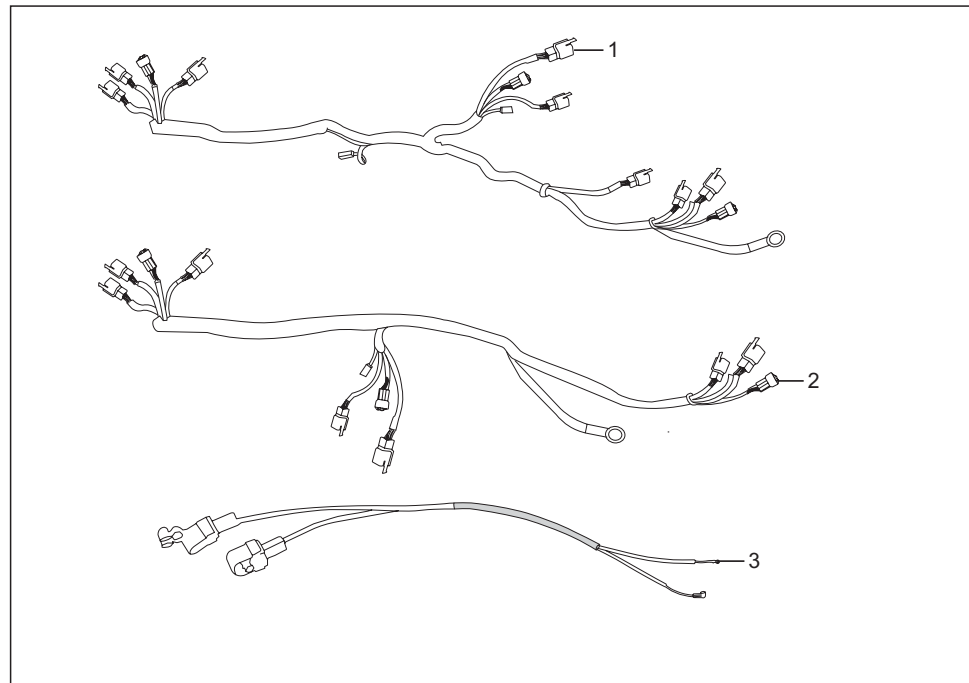
No.	Part No.	Description	Qty. per Veh.		Remarks
			Deluxe	ECO	
1	24 2304 01	Hood frame assembly	1	1	
2	22 2311 55	Hood stick assly	1	1	
3	24 2315 47	Hood complete black	1	1	
4	24 2304 17	Strip al. hood fixing	1	1	
5	24 2312 39	hood pipe assly	1	1	
5	24 2315 62	Tube assly cross bar	1	1	



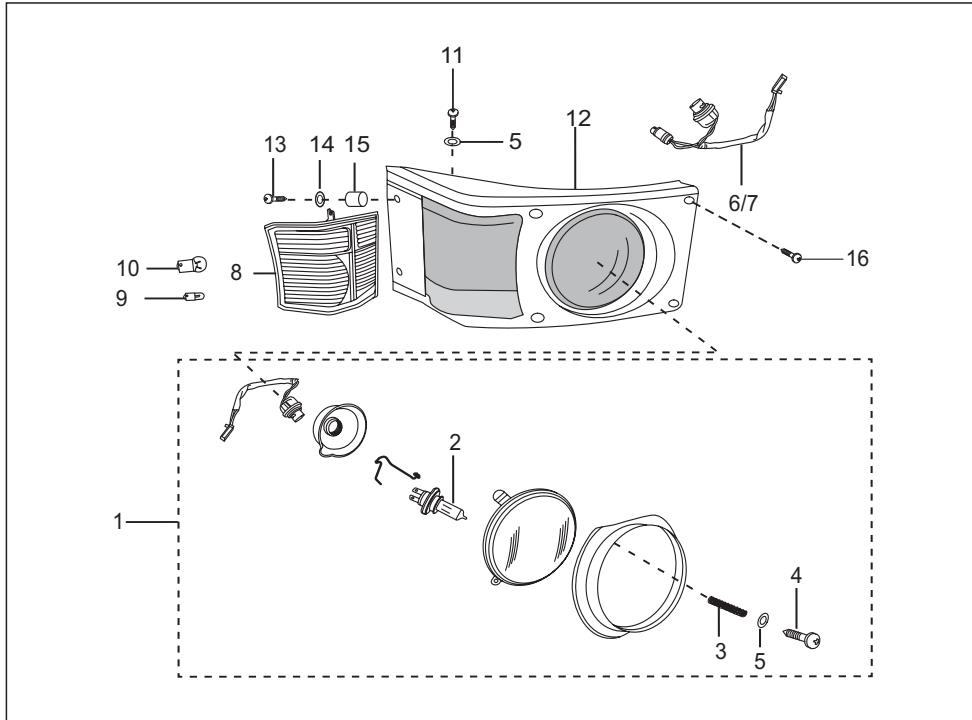
No.	Part No.	Description	Qty. per Veh.		Remarks
			Deluxe	ECO	
1	AA 2311 40	Driver seat assly.	1	1	
1a	24 2315 65	Driver seat assembly	1	1	
2	AP 1610 54	Frame assembly driver seat	1	-	
3	39 0197 11	Plain washer	8	8	
4	39 0262 12	Spring washer	8	8	
5	39 0291 15	Hexagon nut	8	8	
6	24 2311 46	Clip	2	2	
7	39 0100 04	Bolt	2	2	
8	39 0230 11	Plain washer	2	2	
9	39 0265 12	Spring washer	2	2	
10	39 0294 15	Nut	2	2	
11	24 2315 66	Driver backrest assembly	2	2	
11a	AF 2310 39	Driver backrest assembly	1	1	
12	AA 2311 10	Passenger seat assembly	-	1	
12	AP 2310 37	Passenger seat assembly	1	1	
13	39 0211 11	Plain washer	5	5	
14	39 1830 12	Spring washer	5	5	
15	39 0292 15	Hexagon nut	5	5	
16	24 2314 13	Passenger backrest	1	1	



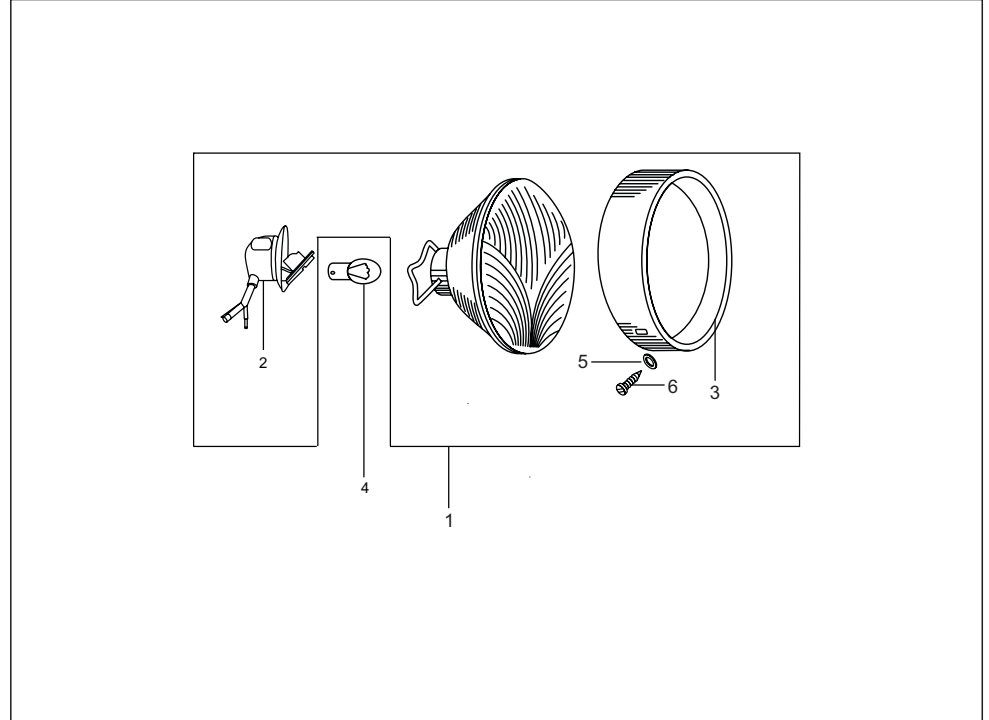
No.	Part No.	Description	Qty. per Veh.		Remarks
			Deluxe	ECO	
1	25 2310 62	Rear mudguard assly.	2	2	
2	39 0197 11	Plain washer	12	12	
3	39 0262 12	Spring washer	20	20	
4	39 0291 15	Hexagonal nut	20	20	
5	25 2310 64	Beading for rear mudguard	2	2	
6	24 2310 90	Angle L.H	1	1	
7	24 2310 91	Angle R.H	1	1	
8	39 0071 04	Hexagonal bolt	10	10	
9	24 2301 85	Mudflap	2	2	
10	24 2311 57	Strip RE mudguard flap	2	2	
11	52 2403 95	Bumper SF painted in G yellow	1	1	
12	39 0230 11	Plain washer	6	6	
13	39 1828 12	Spring washer	3	3	
14	39 0294 15	Nut	3	3	
15	AA 2011 48	Reflex reflector	2	2	



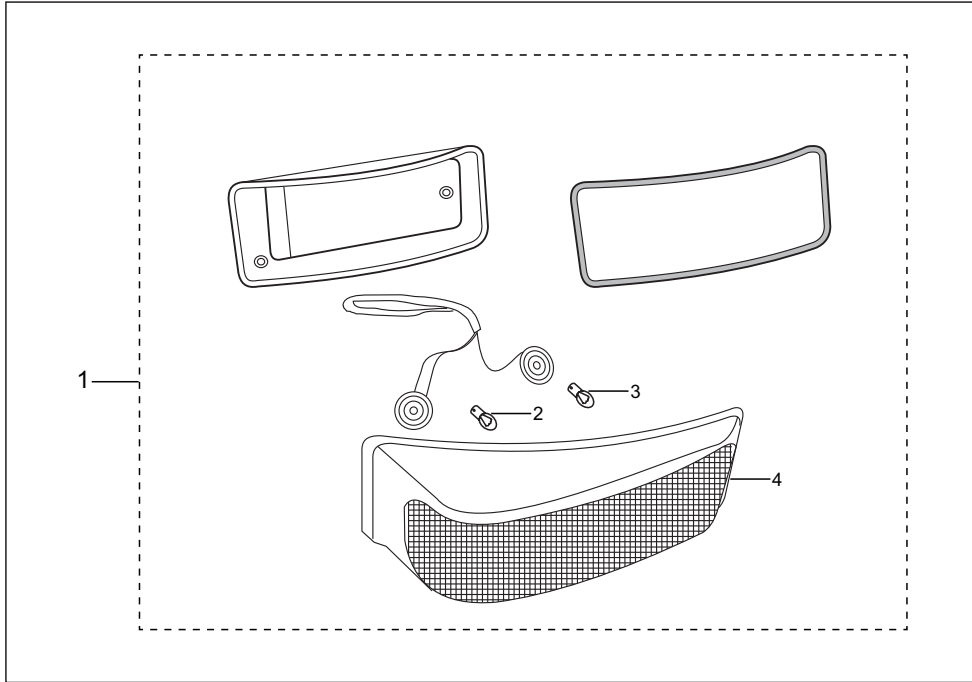
No.	Part No.	Description	Qty. per Veh.		Remarks
			Deluxe	ECO	
1	AP 2010 90	Wiring harness front	1	-	
2	AP 2010 98	Wiring harness chassis	1	-	
2a	24 2014 47	Wiring harness chassis	--	1	
3	AP 2010 87	Cable assembly	1	-	
3a	24 2014 50	Cable assembly	--	1	
4	24 2014 16	Cable assly cabin light	1	-	
5	24 2014 20	Cable reverse switch	1	-	



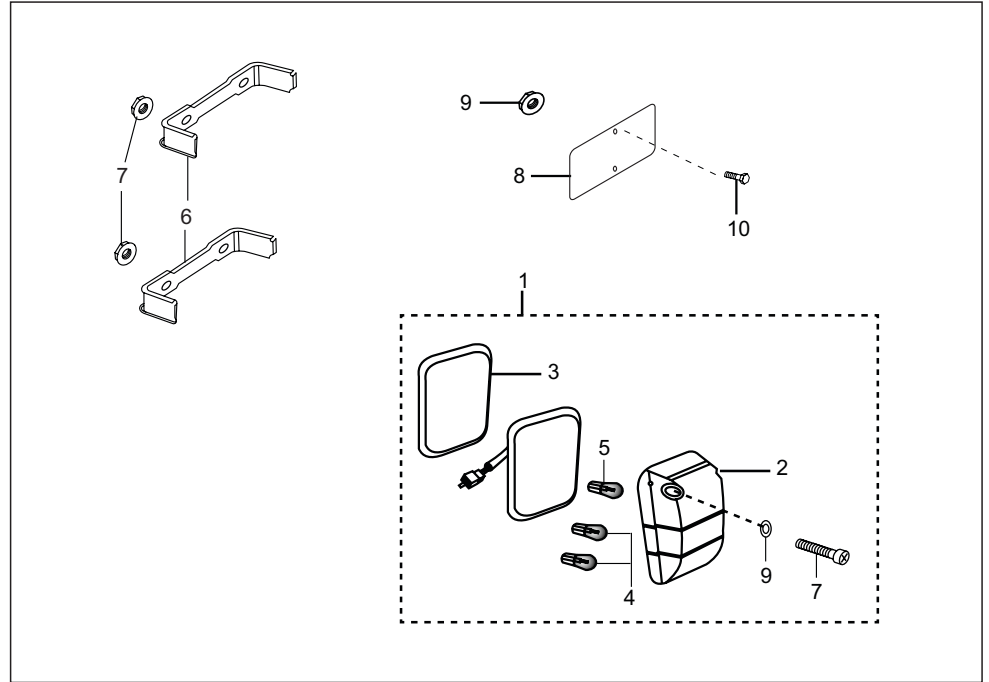
No.	Part No.	Description	Qty. per Veh.		Remarks
			Deluxe	ECO	
1	AL 2010 65	H/L assly. LH	1	—	
1a	AL 2010 66	H/L assly. RH	1	—	
2	CI 2010 23	Lamp 12V-35/35w-HS1	2	—	
3	AL 2010 32	Spring - head lamp Mtg	6	—	
4	39 0758 01	Screw pan cross-M5	6	—	
5	39 1839 11	Plain washer	14	—	
6	AL 2010 43	Cable assly.-front light LH	1	—	
7	AL 2010 44	Cable assly.-front light RH	1	—	
8	AL 2010 51	Ind assly. front LH/ lamp	1	—	
8a	AL 2010 17	Ind assly. front RH/ lamp	1	—	
9	06 2010 82	Lamp 12V 5W	2	—	
10	06 2010 83	Lamp 12V 10W	2	—	
11	39 0921 01	Screw pan cross	8	—	
12	BG 1138 02	Head lamp-blinker Hsg LH	1	—	
12a	BG 1138 03	Head lamp-blinker Hsg RH	1	—	
13	39 1698 01	Screw pan	4	—	
14	39 0242 11	Plain washer	8	—	
15	AL 1611 91	Spacer	4	—	
16	39 0830 01	Screw pan-M5	4	—	



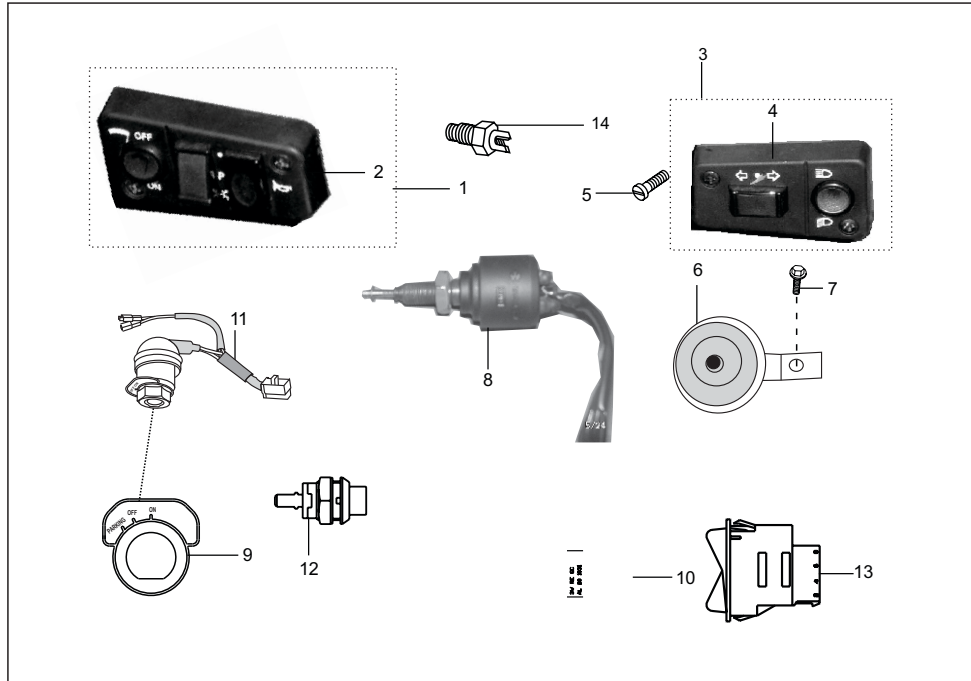
No.	Part No.	Description	Qty. per Veh.		Remarks
			Deluxe	ECO	
1	AB 2010 72	Head lamp assly comp.	—	1	
2	06 2013 96	Lamp holder assly	—	1	
3	AB 2010 68	Head lamp rim	—	1	
4	25 2010 09	Lamp 12V 35/35W	—	1	
5	01 2002 13	Cup washer	—	2	
6	39 0006 01	Csk/ round head screw-M4	—	2	



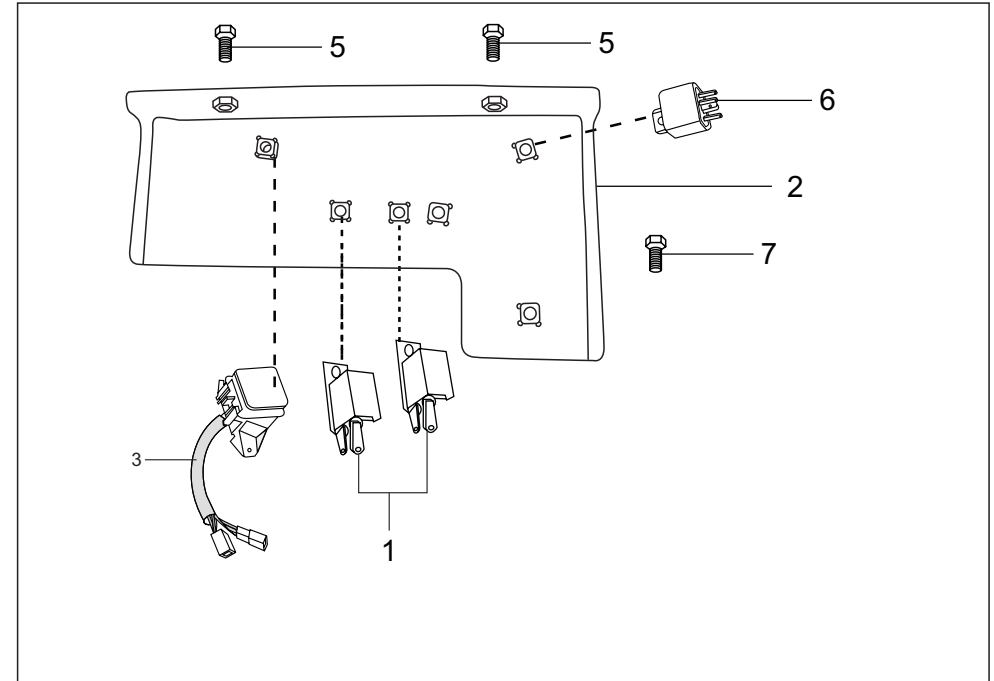
No.	Part No.	Description	Qty. per Veh.		Remarks
			Deluxe	ECO	
1	AA 2010 91	Front light assly. LH	--	1	
1a	AA 2010 93	Front light assly. RH	--	1	
2	06 2010 83	Lamp 12v 10w	--	2	
3	06 2010 82	Lamp 12v 5w	--	2	
4	22 2005 21	Glass	--	2	



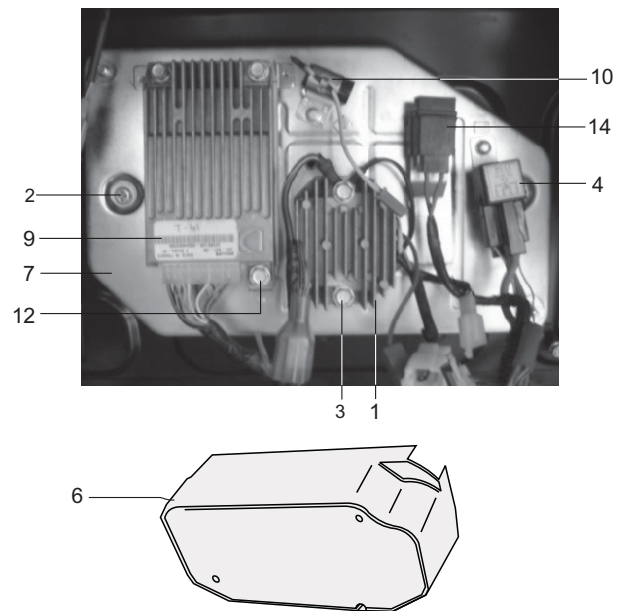
No.	Part No.	Description	Qty. per Veh.		Remarks
			Deluxe	ECO	
1	AA 2011 57	Tail light LH with lamp	1	-	
1a	AA 2011 60	Tail light RH with lamp	1	-	
1b	AA 2012 25	Tail light LH with lamp	-	1	
1c	AA 2012 26	Tail light RH with lamp	-	1	
2	AA 2011 61	Lens tail light with number plate	1	1	
3	AC 2010 21	Packing for tail light LH & RH	2	2	
4	06 2010 83	Lamp 12v 10W	4	4	
5	06 2010 82	Lamp 12V 21/5W	2	-	
5a	AA 2012 27	Lamp 12V 18/5W	-	2	
6	AA 2010 90	Mounting bracket tail light RH	1	1	
7	39 0798 15	Flange nut	8	8	
8	22 1612 21	No. plate	1	1	
9	39 0817 15	Flange nut	2	2	
10	39 1680 04	Flanged bolt	2	2	



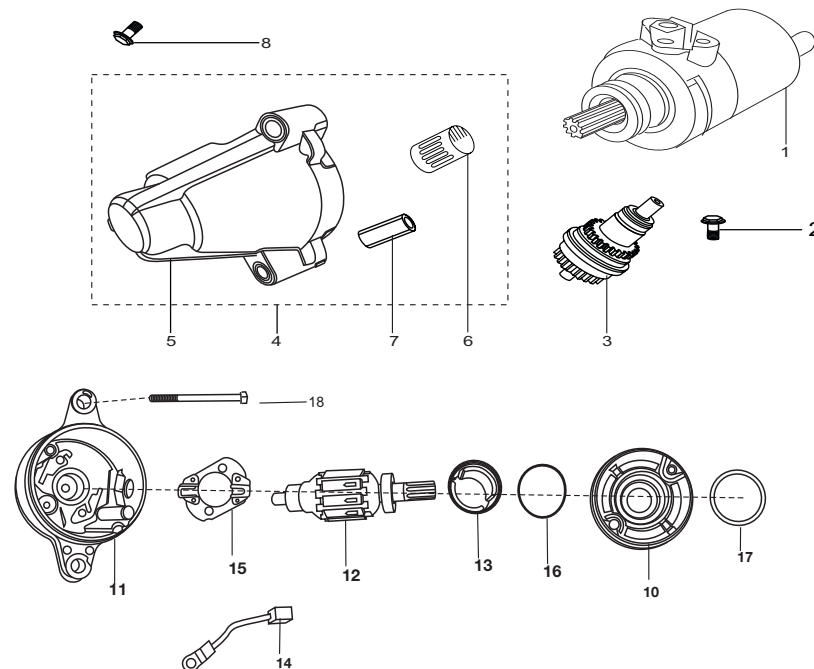
No.	Part No.	Description	Qty. per Veh.		Remarks
			Deluxe	ECO	
1	AL 2010 61	Control switch RH	1	1	
2	AL 2010 87	Switch cover RH	1	1	
3	AL 2010 60	Control switch LH	1	1	
4	AL 2010 86	Switch cover LH	1	1	
5	AL 2010 62	Slotted Ch. Hd. Screw	4	4	For mtg. control switch
6	AP 2010 99	Horn DC	1	1	
7	39 1557 04	Flange bolt	1	1	For mounting horn
7a	39 2295 15	Nut - flange :- M8	1	1	
8	AF 2010 94	Brake switch	1	1	
9	AP 2010 12	Label (Parking-OFF-ON)	1	1	
10	AL 2010 31	Switch for stereo connection	1	--	
11	AP 2010 36	Ignition ON-OFF parking switch	1	--	with key
11a	AP 2010 75	Ignition ON-OFF parking switch	--	1	with key
11b	AP 2010 83	Ignition ON-OFF parking switch	1	--	with key (sealed coupler from 18.08.09)
12	AF 2010 35	Start button	1	--	Upto 17.08.09
12a	AF 2011 46	Start button	1	--	With sealed coupler from 18.08.09
13	AB 2010 77	Switch hazard warning	1	1	
14	18 2011 14	Reverse switch	1	1	
15	AF 2010 81	Engine cabin light	1	1	
16	AP 1110 44	Starter interlock	1	1	N.I.



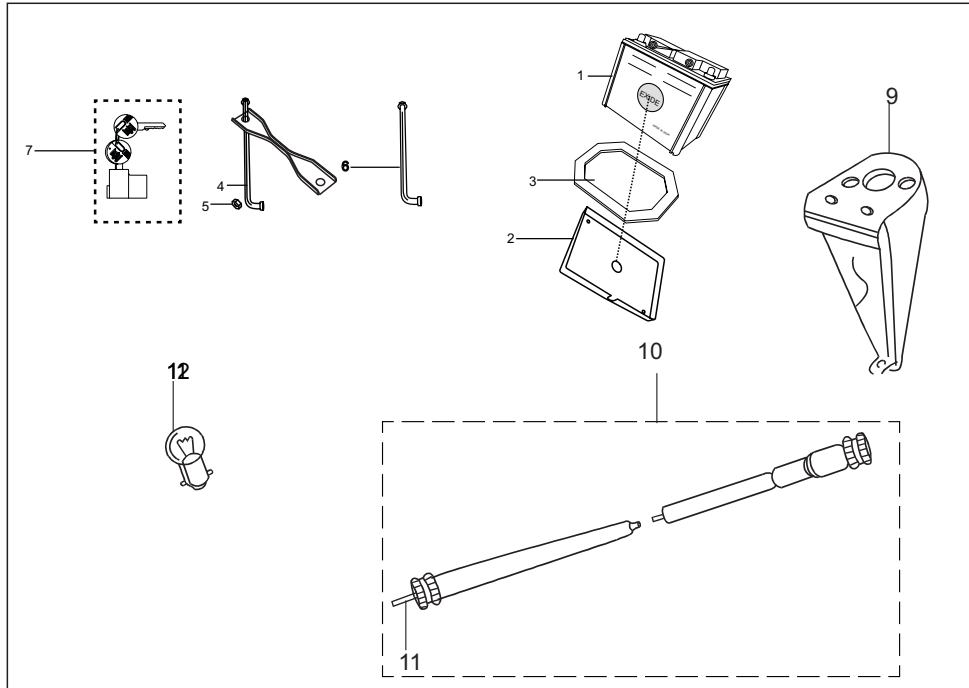
No.	Part No.	Description	Qty. per Veh.		Remarks
			Deluxe	ECO	
1	AL 2010 12	Relay head light	2	2	
2	AP 2010 29	Bkt, fuse box holder mtg.	1	1	
3	AP 2010 22	Fuse box assly.	1	--	
3a	AP 2010 72	Fuse box assly	--	1	
4	AK 2010 12	Fuse 10A (Blade type)	8	8	N.I.
5	39 2208 04	Hexagon head bolt / Flange	2	2	For mounting of fuse box
6	AB 2010 76	Flasher assembly	1	1	
7	39 1063 01	Hex. head screw	1	1	For mounting of relay
8	DG 2010 84	Fuse 30Amps	--	1	N.I.
9	JK 3516 00	Starter relay	1	--	From 26.05.09 solenoid type
9a	AP 2010 29	Starter relay	1	--	Upto 25.05.09



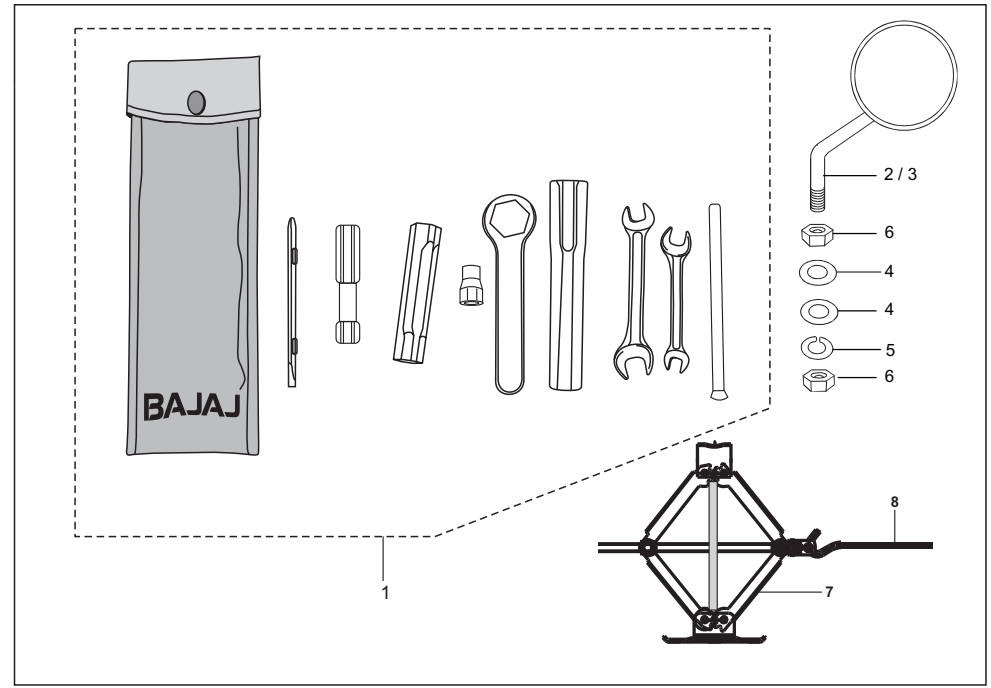
No.	Part No.	Description	Qty. per Veh.		Remarks
			Deluxe	ECO	
1	AP 2010 05	Assly. regulator	1	1	Alt - AF201036
2	39 1062 04	Bolt flange	5	5	For Elect. Part mtg on plate
3	39 0739 04	Bolt flange	2	2	For Mounting regulator
4	AP 2010 29	Starter relay	1	--	
5	AP 2010 30	Grommet I	1	1	N.I. For cover
6	AP 2010 33	Cover - plate electrical unit	1	1	
7	AP 2010 34	Plate elect. unit mtg.	1	1	
8	AP 2010 31	Grommet II	1	1	N.I. For cover
9	AP 1110 09	ECU	1	1	
10	DK 2010 36	Capacitor	1	1	
11	AP 1010 62	Spacer ECU	3	3	Fro ECU mtg.(N.I.)
12	39 1070 01	Flange bolt M6 x 28	3	3	
13	AP 2010 25	Fuse for ECU	1	1	N.I.
14	AP 2010 26	Fuse box assly	1	1	



No.	Part No.	Description	Qty. per Veh.		Remarks
			Deluxe	ECO	
1	AP 1110 07	Starter motor	1	--	For starter motor mtg.
2	39 1674 04	Flange bolt	2	--	
3	AP 1010 32	Bendix drive	1	--	
4	AP 1010 71	Assly. cover bendix	1	--	
5	AP 1010 33	Cover bendix	1	--	
6	AP 1010 43	Bearing needle bendix	1	--	
7	39 0999 06	Hollow dowel	1	--	
8	39 1075 04	Flange bolt	3	--	
9	AP 1012 08	Spacer bendix	1	--	
10	AP 1110 25	Drive end bracket	1	--	
11	AP 1110 26	Bracket rear end	1	--	
12	AP 1110 27	Armature assly	1	--	
13	AP 1110 28	Yoke assly	1	--	
14	AP 1110 29	Brush assly kit	1	--	
15	AP 1110 30	Brush carbon holder assly	1	--	
16	AP 1110 31	'O' ring for spigot	1	--	
17	AP 1110 32	'O' ring for yoke	1	--	
18	AP 1110 33	Tie bolt	2	--	



No.	Part No.	Description	Qty. per Veh.		Remarks
			Deluxe	ECO	
1	BA 2010 01	Battery 32Ah	1	-	
1a	24 2012 92	Battery 9Ah	-	1	
2	BG 1138 05	Base battery	1	-	
3	BA 1610 29	Liner battery base tray	1	-	
3a	24 2013 05	Liner battery base tray	--	1	
4	AN 1610 74	Clamp assly, for battery mtg.	1	-	
4a	22 1611 30	Liner battery base tray	--	1	
5	39 0817 15	Hex nut	2	-	
6	AN 1610 75	Tie rod	1	1	
6a	22 1611 31	Tie rod	-	1	
7	BB 2010 30	Lock battery	1	1	With key
8	22 2501 32	Electric cable assly.	1	1	For Fare Meter (N.I.)
9	AA 1310 41	Fare meter assembly	1	1	
9a	22 2501 03	Rickshaw meter housing	1	1	
10	AA 2510 01	Fare meter cable comp.	1	1	
11	AA 2510 03	fare meter inner	1	1	
11	06 2010 82	Lamp 12V 5W- faremeter	1	1	



No.	Part No.	Description	Qty. per Veh.		Remarks
			Deluxe	ECO	
1	AP 2210 02	Tool kit complete	1	-	
1a	AP 2210 07	Tool kit complete	-	1	
2	AA 2210 05	Mirror assembly LH.	1	1	
3	AA 2210 06	Mirror assembly RH.	1	1	
4	21 1704 16	Plain washer	4	1	
5	39 1829 12	Spring washer	2	1	
6	39 0302 15	Hexagon nut M10 x 1.5	4	1	(Mirror Mtg.)
7	AN 2210 04	Jack assly	1	--	
8	AP 2210 04	Lever jack	1	--	

KIT LIST FOR

Sr. No.	Kit Part No.	Kit Description	Consisting of Following Parts		
			Part No.	Discription	Qty./Kit
1	AB151094	Major kit Rear Wheel Cylinder	AB151101	Piston	2
			AB151102	Wheel cylinder seal	2
			AB151098	Spring	1
			AB151078	Wheel cylinder boot	2
			AB151079	Bleeder screw	1
2	AB151095	Minor kit Rear Wheel cylinder	AB151102	Wheel cylinder seal	2
			AB151098	Spring	1
			AB151078	Wheel cylinder boot	2
3	AB151092	Major kit front wheel cylinder	AB151097	Piston	2
			AB151099	Wheel cylinder seal	2
			AB151098	Spring	2
			AB151078	Wheel cylinder boot	2
			AB151100	Bleed cap	1
			AB151079	Bleed screw	1
4	AB151093	Minor kit front wheel cylinder	AB151099	Wheel cylinder seal	2
			AB151098	Spring	1
			AB151078	Wheel Cylinder boot	2
5	36152203	Liner set	22150239	Liner	4
			39018209	Rivet flat head	32
6	AB151074	Minor kit Master cylinder (KBX)	AB151127	Primary cup	2
			AB151128	Pressure cup	2
			AB151068	Gasket 'O' ring	1
			AB151088	Boot	1
			AB151089	Boot ring	1
7	AB151073	Major kit Master Cylinder (KBX)	AB151056	Primary piston complete	1
			AB151066	Secondary piston complete	1
			AB151068	Gasket 'O' ring	1
			AB151067	Secondary piston stopper	1
			AB151088	Boot	1
			AB151089	Boot ring	1
8	24151097	Major kit TMC (Endurance)	24151075	Primary piston complete	1
			24151084	Secondary piston	1
			39236017	Circlip	1
			24151089	Screw - piston lock	1
			24151091	O' Ring	1
			AB151070	Protection boot	1
9	24151098	Minor kit TMC (Endurance)	24151076	Primary seal	2
			24151080	Secondary seal	2
			24151083	Plate valve	2
			AB151070	Protection boot	1
			39236017	Internal Circlip	1
			24151092	Seal oil port	1

PART INDEX

Part No.	Figure No.	Page No.	Part No.	Figure No.	Page No.
01100323	6	37	06201082	5	71
01100341	9	1	06201082	11	76
01100342	8	37	06201083	10	68
01100673	3	7	06201083	2	70
01100818	7	8	06201083	4	71
01100905	15	22	06201396	2	69
01101008	8	12	18201114	14	72
01101113	21	14	19101014	9	11
01101205	25	16	19101016	10	11
01140116	7	60	19101017	10a	11
01160509	4	33	19101018	10b	11
01160717	16	61	19101019	10c	11
01170119	11	46	19101020	10d	11
01190205	9	58	19161151	8	31
01200213	5	69	20101020	15	13
03100338	7	1	21100711	11	11
03100338	8	7	21101427	17	16
03170109	5	24	21101429	21	16
03170109	2	46	21130110	1	20
03170127	4	12	21150422	2	54
03180116	20	16	21150422	10	54
03190206	10	58	21150422	12	55
05151012	7	35	21160417	12	27
05161256	15	32	21170416	4	77
05161256	4	40	21180207	5	56
05190301	4	34	21180307	14	56
06100702	5	11	21180308	16	57
06101007	15	12	22101115	2	15
06101009	5	12	22101211	2	5
06101109	9	13	22101423	19	16
06101110	6	13	22130152	19	14
06101111	8	13	22131014	11	20
06101112	10	13	22131018	10	20
06101184	3	5	22150435	15	37
06160712	13	33	22150435	13	54
06160713	14	33	22150507	11	35
06180303	13	38	22150524	2	35
06180303	13	39	22151106	13	36
06191089	6	58	22151106	1	45
06201082	9	68	22160805	2	33
06201082	3	70	22161130	4a	76

PART INDEX

Part No.	Figure No.	Page No.
22161131	6a	76
22161221	8	71
22161238	8	63
22170115	6	46
22170117	7	46
22170118	12	46
22170434	11	36
22171080	16	21
22181025	1a	56
22181044	14	39
22181058	2	56
22191096	5	34
22191097	6	34
22200521	4	70
22230140	9	60
22230635	11	63
22231142	5	63
22231155	2	64
22231258	2	63
22231280	7	63
22250103	9	76
22250132	8	76
23161305	28	16
23161305	9	24
24100305	10	1
24100305	3	22
24100704	7	11
24100705	8	11
24101005	6	12
24101049	6	11
24101069	12	22
24101087	18	16
24101111	5	13
24101177	1	15
24101180	11A	15
24101201	27	16
24101203	23	16
24101409	16	16
24101414	3	15
24101416	13	15
24101417	12	15

Part No.	Figure No.	Page No.
24101418	15	15
24101419	14	15
24101421	22	16
24101422	10	15
24101572	7	15
24130105	16	2
24130105	3	20
24130105	5	22
24130111	9	20
24130113	13	20
24130209	7	24
24131002	6	24
24131003	3	24
24131004	19	21
24131004	16	22
24131008	4	24
24131009	14	20
24131032	12	20
24131073	6	23
24131074	10	23
24150406	11	54
24150407	12	54
24150502	7	59
24151058	6	59
24151059	5	59
24151061	1	35
24151067	8	35
24151067	9	49
24151068	9	35
24151068	10	49
24151069	10	35
24151069	11	49
24151079	18	53
24151087	2a	52
24151090	4a	52
24151093	8a	52
24151094	3a	52
24151097	9a	52
24151098	10a	52
24151107	2	50
24151108	3	50

PART INDEX

Part No.	Figure No.	Page No.
24151109	14	36
24151113	2	50
24151114	3	50
24151119	1a	48
24151120	1b	48
24151133	4	48
24151134	5	48
24151135	6	48
24151136	3	48
24151137	7	48
24151138	8	48
24151145	5	35
24151146	6	35
24151155	1a	52
24151163	1	50
24151164	1	50
24151168	17	49
24151169	12	49
24151170	13	49
24151171	14	49
24151172	15	49
24151173	16	49
24151174	2a	48
24151176	12a	49
24151178	2b	48
24151179	17a	49
24151180	12b	49
24151181	13a	49
24151182	16a	49
24160913	5	27
24160924	11	27
24161003	14	27
24161297	19	29
24161319	29	16
24161352	30	16
24161363	6	33
24161367	7	32
24161368	20	32
24161369	18	32
24161370	17	32
24161371	9	32

Part No.	Figure No.	Page No.
24161373	8	32
24161390	4	31
24161409	12	33
24161443	18	38
24161467	8	59
24170425	7	23
24170427	9	23
24170505	8	36
24170507	4	36
24170508	7	36
24171014	2	23
24171049	2	36
24171055	9	36
24171066	12	23
24171075	12	36
24171091	12	37
24171092	13	37
24171094	1	36
24171095	6	41
24171118	10	36
24171120	1	37
24171121	2	37
24171129	17	47
24171136	1	46
24171137	3	45
24181032	12	38
24181032	12	39
24181033	6	38
24181033	6	39
24181034	2	38
24181034	2	39
24181043	1	39
24181046	7	38
24181046	7	39
24181047	11	38
24190224	12	31
24191018	12	58
24191098	3	58
24191100	2	58
24191101	4	58
24191105	8	58

Part No.	Figure No.	Page No.
24191108	1	34
24201292	1a	76
24201305	3a	76
24201408	6	63
24201416	4	67
24201420	5	67
24201447	2a	67
24201450	3a	67
24230176	15	60
24230185	14	38
24230185	9	66
24230198	21	32
24230321	18	61
24230322	19	61
24230401	1	64
24230417	4	64
24231090	6	66
24231091	7	66
24231146	6	65
24231157	10	66
24231239	5	64
24231245	14	60
24231340	1	63
24231360	17	61
24231413	16	65
24231452	3	63
24231453	4	63
24231506	13	60
24231547	3	64
24231562	5	64
24231565	1a	65
24231566	11	65
25191054	7	34
25201009	4	69
25231062	1	66
25231064	5	66
31101106	14	9
31101111	2	7
31121006	12	5
31121134	11	17
31201021	18	29

Part No.	Figure No.	Page No.
3180116	26	16
33141007	7	28
35101059	2	11
35101060	10	22
35101167	11a	8
35101176	12	8
35121037	2	19
35121038	3	19
35171040	8	42
39000101	11	32
39000101	2	45
39000601	6	69
39003801	9	63
39004401	10	60
39006204	10	33
39006204	14	41
39007104	15	38
39007104	11	62
39007104	19	63
39007104	8	66
39008504	6	62
39008504	13	63
39008904	11	3
39008904	8	22
39009604	12	1
39009604	3	60
39010004	7	65
39011904	3	23
39013205	5	1
39013205	3	3
39014608	4	35
39014608	7	51
39014708	4	51
39014708	8	60
39015608	15	33
39016109	14	12
39019210	6	56
39019711	18	4
39019711	7	33
39019711	14	37
39019711	20	63

Part No.	Figure No.	Page No.
39019711	3	65
39019711	2	66
39019811	11	24
39019811	15	56
39019811	12	41
39019911	13	1
39019911	6	51
39019911	4	60
39020011	2	27
39020011	15	53
39020111	8	56
39020811	3	51
39021111	5	33
39021111	13	65
39021311	4	11
39021911	3	40
39023011	25	61
39023011	8	65
39023011	12	66
39024211	14	32
39024211	14	68
39024811	10	27
39025111	13	27
39025811	7	62
39025811	14	63
39026012	5	19
39026112	20	47
39026212	6	27
39026212	8	33
39026212	2	34
39026212	4	65
39026212	3	66
39026312	18	33
39026312	9	41
39026312	15	44
39026412	5	60
39026512	3	27
39026512	11	33
39026512	16	53
39026512	9	65
39026912	10	37

Part No.	Figure No.	Page No.
39028715	10	63
39028915	10	18
39029115	12	32
39029115	9	33
39029115	12	60
39029115	16	63
39029115	21	63
39029115	5	65
39029115	4	66
39029215	15	65
39029315	6	60
39029415	3	52
39029415	10	65
39029415	14	66
39029515	8	45
39029615	4	27
39029615	4	42
39029615	14	45
39029615	10	56
39030115	9	45
39030215	11	15
39030215	6	77
39031015	17	53
39031215	12	44
39032615	11	58
39033717	6	20
39034017	8	5
39034217	16	37
39034217	5	46
39036402	21	61
39036513	20	61
39041204	7	41
39042606	4	13
39042817	2	20
39043217	18	21
39043501	17	21
39044706	7	9
39045104	24	16
39045506	4	22
39046715	3	36
39046715	6	36

Part No.	Figure No.	Page No.
39050504	2	40
39054311	10	45
39054601	4	19
39069415	6	15
39069415	19	47
39070201	21	33
39073904	3	74
39074011	18	43
39075801	4	68
39076101	7	3
39076101	10	9
39076101	8	52
39078211	14	25
39078912	3	42
39078912	13	45
39079012	19	4
39079815	10	55
39079815	7	71
39079908	9	15
39080411	16	14
39081411	19	33
39081715	4	41
39081715	9	71
39081715	5	76
39084001	22	47
39084211	21	47
39089704	10	24
39089704	6	26
39092101	11	68
39093915	15	42
39095615	8	18
39095615	8	27
39095909	3	35
39097204	13	25
39099206	7	13
39099906	15	9
39099906	7	75
39100006	18	2
39100006	5	5
39102304	11	5
39104119	4	9

Part No.	Figure No.	Page No.
39104119	13	13
39105411	2	42
39105411	11	45
39106204	2	74
39106301	7	73
39106504	19	10
39107001	12	74
39107404	22	10
39107404	9	55
39107504	8	75
39107901	14	44
39118011	10	44
39118215	11	23
39121111	8	40
39121111	8	41
39121420	14	1
39122411	11	53
39127121	12a	42
39135001	3	34
39135315	13	41
39137704	7	56
39137904	4	56
39138904	4	15
39138904	13	53
39150111	16	62
39152301	13	32
39154905	6	5
39155204	4	26
39155604	16	29
39155704	7	72
39156221	12	42
39158211	12	53
39158511	20	2
39158721	1	24
39159215	11	37
39161423	11	31
39164711	2	12
39165305	4	1
39165805	6	1
39166311	6	54
39167204	7	55

Part No.	Figure No.	Page No.
39167304	11	25
39167404	17	10
39167404	2	75
39167504	8	25
39168004	10	71
39168104	24	61
39169801	15	62
39169801	13	68
39170207	5	51
39173719	16	44
39175315	7	54
39176511	16	38
39176601	9	17
39177304	12	24
39177304	6	31
39179104	14	17
39182712	5	36
39182812	5	15
39182812	18	47
39182812	13	66
39182912	11	44
39182912	9	56
39182912	5	77
39183012	17	38
39183012	3	56
39183012	11	60
39183012	15	63
39183012	14	65
39183911	5	68
39185604	3	41
39194204	20	33
39194304	7	18
39194404	5	30
39194404	7	40
39194904	20	10
39195504	6	40
39196404	18	14
39197215	21	29
39203804	13	44
39213319	9	3
39215704	9	18

Part No.	Figure No.	Page No.
39220804	14	3
39220804	23	61
39220804	5	73
39224020	3	44
39229515	13	56
39229515	7a	72
39236220	4	46
39235717	16	47
39236915	12	3
39236915	17	14
39236915	9	19
39236915	9	22
39237423	14	31
39237523	15	31
39244417	9	46
39245111	19	57
39246417	5	44
39247915	26	61
39248415	7	31
39248415	8	62
39248415	12	62
39251604	16	43
39254220	6	22
39255020	3	46
39261515	5	7
39267104	19	2
52240395	11	66
59011005	2	32
59040017	1	27
59150005	9	27
59200012	7	37
AA101329	8	15
AA131025	2	24
AA131033	8	20
AA131041	9	76
AA131044	11	22
AA141046	13	30
AA141048	12	30
AA151036	1	54
AA161105	1	33
AA161106	3	33

Part No.	Figure No.	Page No.
AA171006	3	37
AA171007	4	37
AA171009	5	37
AA171011	9	37
AA201090	6	71
AA201091	1	70
AA201093	1a	70
AA201148	15	66
AA201157	1	71
AA201160	1a	71
AA201161	2	71
AA201225	1b	71
AA201226	1c	71
AA201227		71
AA221005	2	77
AA221006	3	77
AA231022	2	62
AA231026	3	62
AA231110	12	65
AA231140	1	65
AA251001	10	76
AA251003	11	76
AB151007	4	52
AB151014	2	51
AB151048	14	55
AB151049	4	54
AB151049	13	55
AB151050	4	55
AB151051	5	54
AB151052	8	54
AB151052	11	55
AB151054	5a	52
AB151063	1	52
AB151069	2	52
AB151071	7	52
AB151072	6a	52
AB151073	9	52
AB151074	10	52
AB151104	5	52
AB151105	6	52
AB151126	1	51

Part No.	Figure No.	Page No.
AB161159	5	41
AB161182	2	41
AB161183	11	41
AB161188	1	41
AB161273	13	31
AB171013	9a	36
AB171013	5	45
AB171014	6	45
AB171015	7	45
AB171016	9	42
AB171016	4	45
AB171020	15	46
AB171022	13	46
AB171023	14	46
AB171031	12	45
AB171032	8	46
AB171033	8A	46
AB171034	10	46
AB181011	3	38
AB181011	3	39
AB181012	4	38
AB181012	4	39
AB181017	8	38
AB181017	8	39
AB181019	9	38
AB181019	9	39
AB181020	10	38
AB181020	10	39
AB181021	11	39
AB181022	11	56
AB181023	12	56
AB181033	5	38
AB181033	5	39
AB201065	10	41
AB201068	3	69
AB201072	1	69
AB201076	6	73
AB201077	13	72
AB231008	10	62
AB231008	18	63
AB231009	9	62

Part No.	Figure No.	Page No.
AB231009	17	63
AC201021	3	71
AD151021	8	55
AE101016	9a	8
AE131003	8	24
AF121328	9	59
AF161041	17	33
AF161073	16	33
AF201035	12	72
AF201081	22	61
AF201081	15	72
AF201094	8	72
AF201146	12a	72
AF231039	11a	65
AK201012	4	73
AL151005	4	44
AL151011	8	44
AL151012	9	44
AL151089	7	44
AL151168	5	31
AL151186	3	54
AL161172	10a	32
AL161191	15	68
AL161208	16	31
AL161311	9	31
AL161312	10	31
AL161383	14	62
AL171041	5a	42
AL171043	6a	42
AL171047	1	42
AL171048	7a	42
AL171050	13a	42
AL171051	14	42
AL171058	11	42
AL171065	19	14
AL171065	8	23
AL171067	19	43
AL171081	10	42
AL171091	5	42
AL171093	6	42
AL171095	7	42

Part No.	Figure No.	Page No.
AL171104	13	42
AL171115	10a	42
AL201012	1	73
AL201017	8a	68
AL201031	10	72
AL201032	3	68
AL201043	6	68
AL201044	7	68
AL201051	8	68
AL201060	3	72
AL201061	1	72
AL201062	5	72
AL201065	1	68
AL201066	1a	68
AL201086	4	72
AL201087	2	72
AL201100	22	32
AL241023	4	62
AL241025	1	62
AL241033	12	63
AL241285	5	62
AN161074	4	76
AN161075	6	76
AN221004	7	77
AP101001	1	1
AP101002	1	6
AP101003	9	5
AP101005	4	5
AP101006	1	7
AP101010	2	1
AP101011	1	3
AP101013	1	8
AP101014	3	8
AP101015	8	8
AP101017	10a	8
AP101018	2	8
AP101019	4	8
AP101022	16	9
AP101026	5	9
AP101027	21	10
AP101028	1	9

Part No.	Figure No.	Page No.
AP101030	9	9
AP101032	3	75
AP101033	5	75
AP101034	7	25
AP101035	10	25
AP101036	12	25
AP101037	9	25
AP101038	15	25
AP101039	13	3
AP101041	5	8
AP101043	6	75
AP101044	7	5
AP101050	2	6
AP101051	3	6
AP101052	5	18
AP101054	11	1
AP101055	4	3
AP101056	5	3
AP101057	6	3
AP101060	7	7
AP101061	8	9
AP101062	11	74
AP101064	1	5
AP101071	4	75
AP101074	15	1
AP101077	14	11
AP101078	1	11
AP101079	3	11
AP101081	1	13
AP101082	2	13
AP101083	3	13
AP101091	12	13
AP101092	10	3
AP101093	7	20
AP101095	1	22
AP101099	1	18
AP101122	3	18
AP101130	2	18
AP101138	20	21
AP101139	15	20
AP101141	20	4

Part No.	Figure No.	Page No.
AP101144	14	22
AP101145	16	17
AP101146	3	1
AP101146	2	3
AP101149	6	9
AP101150	15	30
AP101154	17	2
AP101154	7	22
AP101157	9	12
AP101158	11	12
AP101159	10	12
AP101160	13	12
AP101162	12	12
AP101164	16	12
AP101165	13	11
AP101168	20	14
AP101172	11	9
AP101174	12	9
AP101184	7	12
AP101185	12	11
AP101186	13	24
AP101187	5	20
AP101194	11	18
AP101196	1	12
AP101198	22	14
AP101202	2	9
AP101203	6	18
AP101204	4	18
AP101206	10	6
AP101207	3	12
AP101208	9	75
AP101209	12	6
AP101210	4	25
AP101212	13	22
AP101213	6	7
AP101214	11	6
AP101220	17	4
AP101226	8	1
AP101227	13	8
AP101235	14	8
AP101236	15	8

Part No.	Figure No.	Page No.
AP101240	1a	1
AP101243	4	7
AP101244	4a	7
AP101245	4b	7
AP101246	4c	7
AP101286	2a	5
AP101287	2b	5
AP101289	6	8
AP101290	10	8
AP101291	11	8
AP101292	9	8
AP101294	7a	5
AP101295	7b	5
AP111001	1a	25
AP111002	3	25
AP111003	2	25
AP111007	1	75
AP111008	1	26
AP111009	9	74
AP111011	5	26
AP111012	2	26
AP111013	6	25
AP111019	7	26
AP111023	14	13
AP111025	10	75
AP111026	11	75
AP111027	12	75
AP111028	13	75
AP111029	14	75
AP111030	15	75
AP111031	16	75
AP111032	17	75
AP111033	18	75
AP111041	1b	25
AP111042	2a	25
AP111044	16	72
AP111047	1	25
AP111102	4	6
AP121137	13	6
AP121001	1	19
AP121003	6	19

Part No.	Figure No.	Page No.
AP121004	7	19
AP121005	8	19
AP121006	10	19
AP121007	12	19
AP121008	17	17
AP121009	2	17
AP121010	8	17
AP121011	9	30
AP121017	6	6
AP121018	8	6
AP121019	9	6
AP121020	7	30
AP121023	11	28
AP121024	12	28
AP121025	15	3
AP121027	3	17
AP121032	10	17
AP121034	16	4
AP121043	3	30
AP121049	13	17
AP121054	22	29
AP121057	15	17
AP121061	13	28
AP121063	20	29
AP121064	12	17
AP121066	7	6
AP121067	11	30
AP121068	10	30
AP121072	14	30
AP121073	10	5
AP121074	15	28
AP121076	11	19
AP121077	14	28
AP121121	6	28
AP121122	6a	28
AP121124	4	17
AP121125	5	17
AP121126	6	17
AP121129	25	29
AP121131	10	28
AP121132	7	17

Part No.	Figure No.	Page No.	Part No.	Figure No.	Page No.
AP121133	1	17	AP191016	1	58
AP121144	5	6	AP191017	7	58
AP121145	9	28	AP191021	5	32
AP141001	8	30	AP191023	2	59
AP141004	4	28	AP191024	3	59
AP141008	4	30	AP201005	1	74
AP141010	5	28	AP201008	16	32
AP141011	3	28	AP201012	9	72
AP141012	2	30	AP201022	3	73
AP141013	8	28	AP201025	13	74
AP141014	23	29	AP201026	14	74
AP141015	24	29	AP201029	2	73
AP141017	1	28	AP201029	9a	73
AP141018	2	28	AP201029	4	74
AP151002	2	44	AP201030	5	74
AP151012	1	44	AP201031	8	74
AP151015	1	48	AP201033	6	74
AP151017	2	48	AP201034	7	74
AP151019	1a	44	AP201035	17	29
AP151025	4a	44	AP201036	11	72
AP151026	6	44	AP201057	13	62
AP161019	1	31	AP201072	3a	73
AP161033	7	27	AP201075	11a	72
AP161038	1	40	AP201083	11b	72
AP161047	17	57	AP201087	3	67
AP161048	1	56	AP201090	1	67
AP161054	2	65	AP201098	2	67
AP161055	1	30	AP201099	6	72
AP161058	1a	31	AP201006	6	30
AP171001	17	43	AP201105	4a	6
AP171003	1a	42	AP220100	5	40
AP181001	3a	31	AP221002	1	77
AP181002	10	32	AP221004	8	77
AP181008	3b	31	AP221007	1a	77
AP181009	17a	57	AP231009	1	60
AP181011	3	31	AP231021	27	61
AP181016	1	38	AP231037	12	65
AP191001	1	32	AP231052	2	31
AP191012	4	59	AS230002	1a	60
AP191013	1	59	BA132122	2	22
AP191015	4	32	BA132134	4	20

Part No.	Figure No.	Page No.	Part No.	Figure No.	Page No.
BA132171	1	23			
BA132172	4	23			
BA132173	5	23			
BA161029	3	76			
BA161134	14	53			
BA171005	7a	36			
BA191029	8	51			
BA201001	1	76			
BA231058	2	60			
BB131024	13	23			
BB131040	14	23			
BB131150	15	23			
BB201030	15	36			
BB201030	7	76			
BG113802	12	68			
BG113803	12a	68			
BG113805	2	76			
BG113806	1	55			
BG113806	6	55			
BG113811	5	55			
BG131804	2	55			
BG131805	3	55			
CD101078	5	25			
CD101080	11	13			
CD101102	8	3			
CE181015	6	32			
CI201023	2	68			
CM191049	5	58			
CM201054	19	32			
DD101275	13	9			
DD161013	9	54			
DG201084	8	73			
DH101141	3	9			
DH101275	18	10			
DH111013	3	26			
DK201036	10	74			
DL191020	3	32			
JK351600	9	73			
KBUC0410	18	57			
LHC00001	13	58			